



**PRODUCT CATALOGUE 2026**

# CARDIO





**SRKH-81**  
**COMMERCIAL ELLIPTICAL CROSS TRAINER**

- LCD Button Display.
- Readouts : Calories, Distance, Time, Resistance, Intensity, Heart Rate, Body Fat, Program.
- Electromagnetic resistance.
- Slope range 15-35°.
- Dimension : LXWXH: 2006 X 610 X 1651 mm.
- Maximum user weight : 180Kgs.



## SR-T23 ELLIPTICAL TRAINER

- LCD Button Display.
- Readouts : Calories, Distance, Time, Resistance, Intensity, Heart Rate, Body Fat, Program.
- Electromagnetic resistance.
- Slope range 15-35°.
- Dimension : LXWXH: 2170X750 X 1630 mm.
- Maximum user weight : 160Kgs.



## SREB-8100 ELLIPTICAL TRAINER

- Screen : LCD Button Display.
- Readouts : Calories, Distance, Time, Resistance, Intensity, Heart Rate, Body Fat, Program.
- Electromagnetic resistance.
- Slope range 15-35°.
- Dimension : LXWXH: 2095 X 780 X 1760 mm.
- Maximum user weight : 150Kgs.



## SREB-9100 ELLIPTICAL TRAINER

- Screen : LCD Button Display.
- Readouts : Calories, Distance, Time, Heart Rate, Body Fat, Program.
- Electromagnetic resistance.
- Slope range 15-35°.
- Dimension : LXWXH: 2095X 780 X 1685 mm.
- Maximum user weight : 160Kgs.



## SR-V6E

### SEMI COMMERCIAL TREADMILL

- 8" LCD screen (Hand-hold heart rate, Bluetooth support, Time, Speed, Calorie).
- 2.0 HP AC continuous (4 HP Peak) motor.
- 21" X 61" running surface.
- Speed 0.8~ 18kmph.
- Precise incline control from 0~18%.
- Heavy duty reliable orthopaedic running belt.
- Emergency stop button.
- Sweat proof console design.
- Maximum User Weight : 145 Kgs.
- Dimension : L X W X H : 1855 X 950 X 1425mm.



## SR-KH91

### COMMERCIAL TREADMILL

- 18.5 LCD screen (Hand-hold heart rate, Bluetooth support, Time, Speed, Calorie)
- 3.0 HPAC continuous (3 HP Peak) motor.
- 21" X 61" running surface.
- Speed 1 ~ 20kmph.
- Precise incline control from 0~22%.
- Heavy duty reliable orthopaedic running belt.
- Emergency stop button.
- Sweat proof console design.
- Maximum User Weight : 160Kgs.
- Dimension : LXW XH : 2120 X 950 X 1560mm.



## SR-T2 COMMERCIAL TREADMILL

- Button screen (Hand-hold heart rate, Bluetooth support, Time, Speed, Calorie)
- 3.0 HPAC continuous (7 HP Peak) motor.
- 21" X 61" running surface.
- Speed 1 ~ 20kmph.
- Precise incline control from 0~22%.
- Heavy duty reliable orthopaedic running belt.
- Emergency stop button.
- Sweat proof console design.
- Maximum User Weight : 180Kgs.
- Dimension: L X W X H : 2380 X 1000 X 1730mm.



## SR-9500T COMMERCIAL TREADMILL

- 21.5" LCD Touch Screen (Hand-hold heart rate, Bluetooth support, Time, Speed, Calorie).
- 2.2kw motor (1100 lb thrust).
- 56" X 3350" running surface.
- Speed 1.0~ 20kmph.
- Precise incline control from 0~20%.
- Heavy duty reliable orthopaedic running belt.
- Emergency stop button.
- Sweat proof console design.
- Maximum User Weight : 180 Kgs.
- Dimension : LXW X H : 2245 X 980 X 2398mm.



## SR-9300 COMMERCIAL TREADMILL

- 21.5" LCD screen (Hand-held heart rate, Bluetooth support, Time, Speed, Calorie).
- 2.2kw motor (1100 lb thrust).
- 56" X 33.9" running surface.
- Speed 0.8~ 24kmph.
- Precise incline control from 0~20%.
- Heavy duty reliable orthopaedic running belt.
- Emergency stop button.
- Sweat proof console design.
- Maximum User Weight : 180Kgs.
- Dimension : L X W X H : 2245 X 980 X 2398mm.



## SR-H7T COMMERCIAL TREADMILL

- 24" LCD Touch Screen (Hand-hold heart rate, Bluetooth support, Time, Speed, Calorie).
- 2.2kw motor (1100 lb thrust).
- 21" X 61" running surface.
- Speed 1.0~ 20kmph.
- Precise incline control from 0~20%.
- Heavy duty reliable orthopaedic running belt.
- Emergency stop button.
- Sweat proof console design.
- Maximum User Weight : 180 Kgs.
- Dimension : LXW X H : 2160 X 920 X 1660mm.



## SR-H7 COMMERCIAL TREADMILL

- 24" LCD screen (Hand-hold heart rate, Bluetooth support, Time, Speed, Calorie).
- 2.2kw motor 1100 lb thrust.
- 60" X 33.45" running surface.
- Speed 1.0~ 24kmph.
- Precise incline control from 0~20%.
- Heavy duty reliable orthopaedic running belt.
- Emergency stop button.
- Sweat proof console design.
- Maximum User Weight : 180 Kgs.
- Dimension : L X W X H : 2160 X 920 X 1660mm.



## SR-X10

### COMMERCIAL TREADMILL

- 18.5 LCD screen (Hand-hold heart rate, Bluetooth support, Time, Speed, Calorie).
- 3.0 HPAC continuous (3 HP Peak) motor.
- 21" X 61" running surface.
- Speed 1 ~ 20kmph.
- Precise incline control from 0~20%.
- Heavy duty reliable orthopaedic running belt.
- Emergency stop button.
- Sweat proof console design.
- Maximum User Weight : 180Kgs.
- Dimension : L X W X H : 2030 X 950 X 1570mm.



## SR-X500A COMMERCIAL TREADMILL

- Button control panel (Hand-hold heart rate, Time, Speed, Calorie).
- 3.0 HP AC continuous ( 6.6A HP Peak) motor.
- 21" X 61" running surface.
- Speed 1 ~ 20kmph.
- Precise incline control from 0~20%.
- Heavy duty reliable orthopaedic running belt.
- Emergency stop button.
- Sweat proof console design.
- Maximum User Weight : 170Kgs.
- Dimension : L X W X H : 2200 X 1020 X 1700mm.



## SR-X6

### COMMERCIAL TREADMILL

- Button control panel (Hand-hold heart rate, Time, Speed, Calorie).
- 3.0 HP AC continuous ( 7.0 HPPeak) motor.
- 21" X 61" running surface.
- Speed 1 ~ 20kmph.
- Precise incline control from 0~20%.
- Heavy duty reliable orthopaedic running belt.
- Emergency stop button.
- Sweat proof console design.
- Maximum User Weight :180Kgs.
- Dimension : LXW X H : 2360 X 960 X 1730mm.



## SR-V12E COMMERCIAL TREADMILL

- LCD Display (Hand-hold heart rate, Time, Speed, Calorie.)
- 6.0 HP AC continuous motor.
- 21" X 61" running surface.
- Speed 0.8 ~ 22.0kmph.
- Precise incline control from 0~20%.
- Heavy duty reliable orthopaedic running belt.
- Emergency stop button.
- Sweat proof console design.
- Maximum User Weight :240Kgs.
- Dimension : L X W X H : 2256 X 1022 X 1679mm.



## SR-V18T COMMERCIAL TREADMILL

- Touch screen (Wifi, Bluetooth, Youtube, Films, Hand-held heart rate, Time, Speed, Calorie.)
- 3.0 HP AC continuous 7.0 HP (Peak) motor.
- 21" X 61" running surface.
- Speed 1.0 ~ 20.0 kmph.
- Precise incline control from 0~20%.
- Heavy duty reliable orthopaedic running belt.
- Emergency stop button.
- Sweat proof console design.
- Maximum User Weight : 180Kgs.
- Dimension : L X W X H : 2200 X 880 X 1640mm.



## SR-V18

### COMMERCIAL TREADMILL

- Button control (Hand-hold heart rate, Time, Speed, Calorie.)
- 3.0 HP AC continuous 7.0 HP (Peak) motor.
- 21" X 61" running surface.
- Speed 1.0 ~ 20.0 kmph.
- Precise incline control from 0~20%.
- Heavy duty reliable orthopaedic running belt.
- Emergency stop button.
- Sweat proof console design.
- Maximum User Weight : 180Kgs.
- Dimension : L X W X H : 2200 X 880 X 1640mm.



## SR-X600B COMMERCIAL TREADMILL

- Touch screen (Wifi, Bluetooth, Youtube, Films, Hand-hold heart rate, Time, Speed, Calorie.)
- 3.0 HP AC motor.
- 1630" X 600" running surface.
- Speed 1.0 ~ 20.0kmph.
- Precise incline control from 0~20%.
- Heavy duty reliable orthopaedic running belt.
- Emergency stop button.
- Sweat proof console design.
- Maximum User Weight :201Kgs.
- Dimension : L X W X H : 2320 X 965 X 1695mm.



## SR-X600A COMMERCIAL TREADMILL

- Touch screen (heart rate, Time, Speed, Calorie.)
- 3.0 HP AC motor.
- 1630" X 600" running surface.
- Speed 1.0 ~ 20.0kmph.
- Precise incline control from 0~20%.
- Heavy duty reliable orthopaedic running belt.
- Emergency stop button.
- Sweat proof console design.
- Maximum User Weight :200Kgs.
- Dimension : L X W X H : 2320 X 965 X 1695mm.



## SR-X9

### COMMERCIAL TREADMILL

- LCD Display (Hand-hold heart rate, Time, Speed, Calorie.)
- 3.0 HP AC continuous (7HP Peak) motor.
- 21" X 61" running surface.
- Speed 1.0 ~ 20.0kmph.
- Precise incline control from 0~20%.
- Heavy duty reliable orthopaedic running belt.
- Emergency stop button.
- Sweat proof console design.
- Maximum User Weight :200Kgs.
- Dimension : L X W X H : 2350 X 960 X 1730mm.



## SR-V6 PRO COMMERCIAL TREADMILL

- LCD Display (Hand-hold heart rate, Time, Speed, Calorie.)
- 3.0 HP AC continuous (7HP Peak) motor.
- 21" X 61" running surface.
- Speed 0.6 ~ 22.0kmph.
- Precise incline control from -3~18%.
- Heavy duty reliable orthopaedic running belt.
- Emergency stop button.
- Sweat proof console design.
- Maximum User Weight :150Kgs.
- Dimension : L X W X H : 2145 X 880 X 1560mm.



SR-777

## MANUAL TREADMILL

- Button screen (Distance, Time, Speed, Calorie.)
- 19" X 66" running surface.
- Heavy duty reliable orthopaedic running belt.
- Sweat proof console design.
- Maximum User Weight : 180Kgs.
- Dimension : L X W X H : 2032 X 863 X 1524mm.



## SR-001 AIR BIKE

- Aluminum alloy pedal.
- LCD screen Button Control.
- Display information: Time, Speed, Heart rate, Distance, Calorie
- Dimension : LXWXH: 1290 X 590 X 1220 mm.
- Maximum user weight : 136kgs.



## SR-001A AIR BIKE

- Aluminum alloy pedal.
- LCD screen Butten Control
- Display information: Time, Speed, Heart rate, Distance, Calorie
- Dimension : LXWXH: 1290 X 590 X 1220 mm.
- Maximum user weight : 150kgs.



## SR-001C AIR BIKE

- Aluminum alloy pedal.
- LCD screen Button Control.
- Display information: Time, Speed, Heart rate, Distance, Calorie
- Dimension : LXWXH: 1300 X 340 X 910 mm.
- Maximum user weight : 150kgs.



## SR-001B AIR BIKE

- Aluminum alloy pedal.
- LCD screen Butten Control.
- Display information: Time, Speed, Heart rate, Distance, Calorie)
- Dimension : LXWXH: 1300 X 580 X 1280 mm.
- Maximum user weight : 180kgs.



## SR-C2

### AIR ROWING MACHINE

- Button screen (Time, Speed, Calorie, Pulse )
- Slide rail material aluminium alloy.
- Transmission system :Steel chain pull rope using pulley.
- Machine Weight :32Kgs.
- Maximum UserWeight :160Kgs.
- Dimension : L X W X H : 1128 X 363 X 1128mm.



## SR-C3 AIR ROWING MACHINE

- Button screen (Distance, Time, Speed, Calorie.)
- Slide rail material aluminium alloy.
- Transmission system : Steel chain pull rope using pulley.
- Machine Weight : 66Kgs.
- Maximum User Weight : 200Kgs.
- Dimension : L X W X H : 2350 X 510 X 1230mm.



## SR-600 AIR ROWING MACHINE

- Button screen (Time, Speed, Calorie, Pulse )
- Slide rail material aluminium alloy.
- Transmission system :Steel chain pull rope using pulley.
- Machine Weight :32Kgs.
- Maximum UserWeight :160Kgs.
- Dimension : L X W X H : 1128 X 363 X 1128mm.



## SR-SY06 WATER ROWING MACHINE

- Frame : Solid wooden base frame.
- Transmission system :Steel chain pull rope using pulley.
- Machine Weight :45Kgs.
- Maximum User Weight :160Kgs.
- Dimension : L X W X H : 2120 X 560 X 530mm.



## SR-W198 WATER ROWING MACHINE

- Frame : Alumlai base frame.
- Transmission system :Steel chain pull rope using pulley.
- MachineWeight :45Kgs.
- Maximum UserWeight :160Kgs.
- Dimension : L X W X H : 2120 X 560 X 530mm.



## SR-B11 SPIN BIKE

- Aluminum Alloy Pedals, Steel Frame.
- Flywheel weight : 23kgs.
- Seat height adjustment 29-35.
- Handle Bar Multiple position, 11 adjustment.
- Maximum user weight : 150kgs.
- Dimension : LXWXH: 1030 X580 X 1140mm.



## SR-KH70 SPIN BIKE

- Aluminum Alloy Pedals, Steel Frame.
- Flywheel weight : 23kgs.
- Seat height adjustment 29-35.
- Handle Bar Multiple position, 11 adjustment.
- Maximum user weight : 136kgs.
- Dimension : LXWXH: 1030 X580 X 1140mm.



## SR-XB07 SPIN BIKE

- Aluminum Alloy Pedals, Steel Frame.
- Weight : 61kgs.
- Flywheel weight : 18kgs.
- Nine seat height adjustment 29-35.
- Handle Bar Multiple position, 11 adjustment.
- Maximum user weight : 150kgs.
- Dimension : LXWXH: 1200 X630X 1170mm.



## SR-XB06 MAGNETIC BIKE

- Aluminum Alloy Pedals, Steel Frame.
- Weight : 72kgs.
- Flywheel weight : 16kgs.
- Nine seat height adjustment 29-35.
- Handle Bar Multiple position, 11 adjustment.
- Maximum user weight : 150kgs.
- Dimension : LXWXH: 1225 X630X 1170mm.



## SR-D12 MAGNETIC BIKE

- Aluminum Alloy Pedals, Steel Frame.
- Weight : 63kgs.
- Flywheel weight : 19.5kgs.
- Nine seat height adjustment 29-35.
- Handle Bar Multiple position, 11 position height adjustment.
- Maximum user weight : 200kgs.
- Dimension : LXWXH: 1330 X 525 X 1220mm.



## SR-XB08 MAGNETIC BIKE

- Aluminum Alloy Pedals, Steel Frame.
- Weight : 62kgs.
- Flywheel weight : 18kgs.
- Nine seat height adjustment 29-35.
- Handle Bar Multiple position, 11 position height adjustment.
- Maximum user weight : 200kgs.
- Dimension : LXWXH: 1450 X620X 1250mm.



## SR-B12 MAGNETIC BIKE

- Aluminum Alloy Pedals, Steel Frame.
- Weight : 62kgs.
- Flywheel weight : 18kgs.
- Nine seat height adjustment 29-35.
- Handle Bar Multiple position, 11 adjustment.
- Maximum user weight : 220kgs.
- Dimension : LXWXH: 1665 X705X 1445mm.



## SR-D06 MAGNETIC BIKE

- PU Saddle, Aluminum Alloy Pedals, Steel Frame.
- Weight : 56kgs.
- Flywheel weight : 20kgs.
- Nine seat height adjustment 29-35.
- Handle Bar Multiple position, 11 position height adjustment.
- Maximum user weight : 220kgs.
- Dimension : LXWXH: 1300 X560X 1200mm.



## SR-ZF5400 MAGNETIC BIKE

- PU Saddle, Aluminum Alloy Pedals, Steel Frame.
- Weight : 43kgs.
- Flywheel weight : 20kgs.
- Nine seat height adjustment 29-35.
- Handle Bar Multiple position, 11 position height adjustment.
- Maximum user weight : 220kgs.
- Dimension : LXWXH: 1290 X920X 1110mm.



## SR-905P DELUX UPRIGHT BIKE

- LCD screen, Indicating scan, Time, Speed, Distance, Calorie, Pulse, Body fat.
- Weight : 45kgs.
- Flywheel weight : 8kgs 2-inner magnetic flat belt design.
- Front wheel adjuster for transportation
- 16 Level auto tension control.
- Maximum user weight : 130kgs.
- Dimension : LXWXH: 1092 X 609 X 1110mm.



## SR-905R DELUX RECUMBENT BIKE

- LCD screen, Heart rate, Time, Speed, Distance, Calorie, Pulse, Body fat, Sports mode.
- Weight : 75kgs.
- Flywheel weight : 8kgs 2-inner magnetic flat belt design.
- Front wheel adjuster for transportation
- 16 Level auto tension control.
- Maximum user weight : 180kgs.
- Dimension : LXWXH: 1460 X 690 X 1270mm.



## SR-KT7006 UPRIGHT BIKE

- 7 Window dot matrix LCD display
- Heart rate, Time, Speed, Distance, Calorie, Pulse, Body fat, Sports mode.
- Weight : 68.5kgs.
- Self powered.
- Two stage drive with poly V-belt
- 32 Level auto tension control.
- Maximum user weight : 150kgs.
- Dimension : LXWXH: 1460 X 690 X 1270mm.



## SR-KT7007 RECUMBENT BIKE

- 7Window dot matrix LCD display
- Heart rate, Time, Speed, Distance, Calorie, Pulse, Body fat, Sports mode.
- Weight : 110kgs.
- Program various motivating for different workout requirements.
- Front wheel adjuster for transportation
- 32 Level auto tension control.
- Maximum user weight : 150kgs.
- Dimension : LXWXH: 1460 X 690 X 1270mm.



## SR-T24 UPRIGHT BIKE

- SL LED Console Display
- Heart rate, Time, Speed, Calorie, Pulse, Sports mode.
- Weight : 76.5kgs.
- Two stage drive with poly V-belt
- 26 Level auto tension control.
- Maximum user weight : 182kgs.
- Dimension : LXWXH: 1050 X 620 X 1380mm.



## SR-T25 RECUMBENT BIKE

- SL Console LCD display
- Heart rate, Time, Speed, Calorie, Sports mode.
- Weight : 96kgs.
- Program various motivating for different workout requirements.
- Front wheel adjuster for transportation
- 25 Resistance Level.
- Maximum user weight : 181kgs.
- Dimension : LXWXH: 1790 X 660 X 1310mm.



## SR-EB8600 UPRIGHT BIKE

- LCD display
- Heart rate, Time, Speed, Distance, Calorie, Pulse, Body fat, Sports mode.
- Weight : 65kgs.
- Self powered.
- Adjust by pressing button
- 26 Level auto tension control.
- Maximum user weight : 150kgs.
- Dimension : LXWXH: 1150 X 535 X 1500mm.



## SR-EB8800 RECUMBENT BIKE

- LCD display
- Heart rate, Time, Speed, Distance, Calorie, Pulse, Body fat, Sports mode.
- Weight : 84kgs.
- Program various motivating for different workout requirements.
- Front wheel adjuster for transportation
- 26 Level auto tension control.
- Maximum user weight : 150kgs.
- Dimension : LXWXH: 1650 X 700 X 1370mm.



## SR-JF ABDOMINAL MACHINE

- Operating ambient temperature 0-40c
- Net weight : 84kgs.
- Material Q235.
- Maximum user weight : 150kgs.
- Dimension : LXWXH: 1710 X 720 X 1450mm.



## SR-1S SKING MACHINE

- Operating ambient temperature 0-40c
- Net weight :38kgs.
- Maximum user weight : 150kgs.
- Dimension : LXWXH: 1300 X 600 X 2140mm.



SR-1095  
LATERAL CROSS TRAINER

- Self power generating
- Net weight :98kgs.
- Maximum user weight : 138kgs.
- Dimension : LXWXH: 1020 X 1000 X 77mm.



## SR-YJ9003 STAIR CLIMBER

- LCD display, Time Calories, Heart rate ,speed
- Input voltage AC220V
- Weight : 205kgs.
- Running speed:24 steps per minute to 164 per minute.
- Material : Carben steel alloy
- Maximum user weight : 150kgs.
- Dimension : LXWXH: 1420 X 810 X 2400mm.



## SR-SL60 STAIR CLIMBER

- LCD display, Time Calories, Heart rate ,speed
- Input voltage AC220V
- Weight : 160kgs.
- Running speed:24 steps per minute to 164 per minute.
- Material : Carben steel alloy
- Maximum user weight : 150kgs.
- Dimension : LXWXH: 1371 X 762 X 1955mm.



## SR-ST02 STAIR CLIMBER

- LCD display, Time Calories, Heart rate ,speed
- Input voltage AC250V
- Weight : 203kgs.
- Running speed:0.3 -2km/h.
- Level range:1-15
- Maximum user weight : 160kgs.
- Dimension : LXWXH: 1580 X 845 X 2115mm.



## SR-V11 STAIR CLIMBER

- LCD display, Time Calories, Heart rate ,speed
- Input voltage AC220V
- Weight : 205kgs.
- Running speed:15 steps per minute to 164 per minute.
- Material : Carben steel alloy
- Maximum user weight : 160kgs.
- Dimension : LXWXH: 1400 X 700 X 2000mm.



## SR-BC01 STAIR CLIMBER

- LCD display, Time Calories, Heart rate ,speed
- Input voltage AC240V
- Weight : 181kgs.
- Running speed:15 steps per minute to 164 per minute.
- Material : Carben steel alloy
- Maximum user weight : 170kgs.
- Dimension : LXWXH: 1500 X 810 X 2130mm.



## SR-YJ9007 HIGH LEG LIFTS

- LCD display, Time Calories, Heart rate ,speed
- Weight : 130kgs.
- 1-5 gears adjustment.
- Maximum user weight : 180kgs.
- Dimension : LXWXH: 1400 X 700 X 2000mm.



**SR-JL01**  
**JACOBS LADDER**

- Muscles to be trained dorsal and leg muscles
- Weight : 650kgs.
- Speed : 0.6km/h.
- Maximum user weight : 180kgs.
- Dimension : LXWXH: 1980 X 1100 X 2000mm.



**SR-P05**  
**MULTI-FUNCTION LADDERMILL**

- Weight : 300kgs.
- Speed : 0.6km/h.
- Maximum user weight : 180kgs.
- Dimension : LXWXH: 1780 X 1450 X 2760mm.



**SR-PS01**  
**ROPE CLIMBING MASTER**

- Weight : 125kgs.
- Speed : 0.6km/h.
- Maximum user weight : 150kgs.
- Dimension : LXWXH: 1900 X 920 X 2400mm.




**SR-YJ9001**  
**STANDING FAN**

- Weight : 213kgs.
- Max speed : 220rpm.
- Motor power:220V 1P.
- Dimension : LXWXH: 2190 X 2000 X 748mm.

# CABLE CROSS OVER AND FUNCTIONAL TRAINER



# CABLE CROSS OVER & FUNCTIONAL TRAINER



**SR-SH005A**  
**FUNCTIONAL TRAINER**

- WEIGHT STACK: 2 X 100KG
- LX WX H :1690 X 1150 X 2350mm.
- WEIGHT :289KG



**SR-L1017**  
**FUNCTIONAL TRAINER**

- WEIGHT STACK: 2 X 90KG
- LX WX H :1620 X 1170 X 2350mm.
- WEIGHT :279KG



**SR-3023**  
**FUNCTIONAL TRAINER**

- WEIGHT STACK: 2 X 80KG
- LX WX H :1610 X 1270 X 2235mm.
- WEIGHT :360KG



**SR-TB17**  
**FUNCTIONAL TRAINER**

- WEIGHT STACK: 2 X 100KG
- LX WX H :1650 X 1060 X 2250mm.
- WEIGHT : 345KG

# CABLE CROSS OVER & FUNCTIONAL TRAINER




## SR-2023C FUNCTIONAL TRAINER

- LXWXH :1745X 1080 X 2405 mm.
- WEIGHT STACK : 2 X100KG
- WEIGHT : 360 KG.

## SR-K117 FUNCTIONAL TRAINER

- WEIGHT STACK: 2 X 100KG
- LX W X H :1800 X 1000 X 2230mm.
- WEIGHT : 345KG



# CABLE CROSS OVER & FUNCTIONAL TRAINER



**SR-SQ7011**  
**MULTI FUNCTIONAL TRAINER WITH SMITH**

- WEIGHT STACK: 2 X 100KG
- LX WX H :2481 X 2218 X 2284mm.
- WEIGHT : 565KG



**SR-3024**  
**MULTI FUNCTIONAL TRAINER WITH SMITH**

- WEIGHT STACK: 2 X 100KG
- LX WX H :1250 X 1260 X 2250mm.
- WEIGHT : 345KG



**SR-DZ51**  
**MULTI FUNCTIONAL TRAINER WITH SMITH**

- WEIGHT STACK: 2 X 80KG
- LX WX H :2840 X 1630 X 2260mm.
- WEIGHT :420KG



**SR-SQ7012**  
**MULTI FUNCTIONAL TRAINER WITH SMITH**

- WEIGHT STACK: 2 X 80KG
- LX WX H :2100 X 760X 1650mm.
- WEIGHT :450KG

# CABLE CROSS OVER & FUNCTIONAL TRAINER



## SR-3012B CABLE CROSSOVER

- WEIGHT STACK: 2 X 80KG
- LX WX H :3680 X 1474 X 2388mm.
- WEIGHT :366KG



## SR-TC05 CABLE CROSSOVER

- WEIGHT STACK: 2 X 80KG
- LX WX H :3280 X 2400 X 680mm.
- WEIGHT :386KG



## SR-3012 CABLE CROSSOVER

- WEIGHT STACK: 2 X 80KG
- LX WX H :4280 X 1690 X 2320mm.
- WEIGHT :366KG



## SR-TB16 CABLE CROSSOVER

- WEIGHT STACK: 2 X 80KG
- LX WX H :4280 X 1690 X 2320mm.
- WEIGHT :366KG

# CABLE CROSS OVER & FUNCTIONAL TRAINER



## SR-DZ82 CABLE CROSSOVER

- WEIGHT STACK: 2 X 80KG
- L X W X H :2220 X 1155 X 1855mm.
- WEIGHT: 360KG

# CABLE CROSS OVER & FUNCTIONAL TRAINER



**SR-TB63**  
**SMITH MACHINE**

→ LX WX H :2200 X 1450 X 2180mm.  
→ WEIGHT :284KG



**SR-3022**  
**SMITH MACHINE**

→ LX WX H :2200 X 1610 X 2190mm.  
→ WEIGHT :239KG



**SR-D39**  
**SMITH MACHINE**

→ LX WX H :2310 X 1300 X 2400mm.  
→ WEIGHT :239KG



**SR-L1063**  
**SMITH MACHINE**

→ LX WX H :2320 X 1320 X 2350mm.  
→ WEIGHT :239KG

# CABLE CROSS OVER & FUNCTIONAL TRAINER



**SR-DT1249**  
**SMITH MACHINE**

→ LXWXH :2240 X 1320 X 2370mm.  
→ WEIGHT :180KG



**SR-1030**  
**SMITH MACHINE**

→ LXWXH :2051 X 1230 X 2290mm.  
→ WEIGHT :239KG



**SR-7045**  
**SMITH MACHINE**

→ LXWXH :2230 X 2100 X 2180mm.  
→ WEIGHT :284KG



**SR-TB73**  
**3D SMITH MACHINE**

→ LXWXH :1950 X 2360 X 2220mm.  
→ WEIGHT :310KG

# APPEX





**SR-F1001**  
**SEATED BICEPS CURL**

- PRODUCTSIZE:1290\*905\*1500MM
- WEIGHT:190KG
- WEIGHTSTACK:68KG



**SR-F1002**  
**TRICEP EXTENSION**

- PRODUCTSIZE:1195\*905\*1500MM
- WEIGHT:190KG
- WEIGHTSTACK:68KG



**SR-F1003**  
**SEATED CHEST PRESS**

- PRODUCTSIZE:862\*1257\*1500MM
- WEIGHT:190KG
- WEIGHTSTACK:82KG



**SR-F1004**  
**REAR DELT / PEC FLY**

- PRODUCTSIZE:906\*1509\*1500MM
- WEIGHT:190KG
- WEIGHTSTACK:102KG



**SR-F1005**  
**SEATED BACK ROWING**

- PRODUCTSIZE:1556\*1088\*1500MM
- WEIGHT:195KG
- WEIGHTSTACK:82KG



**SR-F1006**  
**LAT PULLDOWN**

- PRODUCTSIZE:1593\*1493\*1888MM
- WEIGHT:195KG
- WEIGHTSTACK:82KG



**SR-F1007**  
**HIP EXTENSION**

- PRODUCTSIZE:1393\*932\*1500MM
- WEIGHT:190KG
- WEIGHTSTACK:68KG



**SR-F1008**  
**LYING LEG CURL**

- PRODUCTSIZE:1694\*920\*1500MM
- WEIGHT:190KG
- WEIGHTSTACK:82KG



**SR-F1009**  
**LEG EXTENSION**

- PRODUCTSIZE:1159\*1009\*1500MM
- WEIGHT:190KG
- WEIGHTSTACK:82KG



**SR-F1010**  
**BACK EXTENSION**

- PRODUCTSIZE:1217\*932\*1500MM
- WEIGHT:190KG
- WEIGHTSTACK:102KG



**SR-F1011**  
**SEATED ABDOMINAL CRUNCH**

- PRODUCTSIZE:1217\*967\*1500MM
- WEIGHT:190KG
- WEIGHTSTACK:82KG



**SR-F1014**  
**SEATED SHOULDER PRESS**

- PRODUCTSIZE:1555\*1414\*1500MM
- WEIGHT:190KG
- WEIGHTSTACK:82KG



**SR-F1019**  
**DIP/CHIN ASSIST**

- PRODUCTSIZE:1100\*1010\*2210MM
- WEIGHT:210KG
- WEIGHTSTACK:82KG



**SR-F1020**  
**WIDE LAT PULLDOWN/ROWING**

- PRODUCTSIZE:1270\*1620\*2120MM
- WEIGHT:190KG
- WEIGHTSTACK:68KG



**SR-F1022**  
**ADDUCTOR/ABDUCTOR**


- PRODUCTSIZE:1575\*783\*1500MM
- WEIGHT:205KG
- WEIGHTSTACK:82KG



**SR-F1014**  
**SEATED LEG PRESS**

- PRODUCTSIZE:1555\*1414\*1500MM
- WEIGHT:190KG
- WEIGHTSTACK:82KG

# BLAZE





**SR-DT1601**  
**SEATED CHEST PRESS**

- PRODUCTSIZE:1245\*1200\*1500MM
- WEIGHT:221KG
- WEIGHTSTACK:100KG



**SR-DT1602**  
**SEATED CHEST PRESS**

- PRODUCTSIZE:1400\*1410\*1830MM
- WEIGHT:226KG
- WEIGHTSTACK:100KG



**SR-DT1603**  
**PECTORAL FLY**

- PRODUCTSIZE:1380\*1080\*1500MM
- WEIGHT:226KG
- WEIGHTSTACK:100KG



**SR-DT1606**  
**SHOULDER PRESS**

- PRODUCTSIZE:1380\*1480\*1500MM
- WEIGHT:226KG
- WEIGHTSTACK:100KG



**SR-DT1604**  
**PEC FLY+REAR DELT**

- PRODUCTSIZ:1460\*1180\*2100MM
- WEIGHT:223KG
- WEIGHTSTACK:100KG



**SR-DT1605**  
**VERTICAL ROW**

- PRODUCTSIZ:1200\*1300\*1500MM
- WEIGHT:237KG
- WEIGHTSTACK:100KG



**SR-DT1609**  
**UPPER LIMBS**

- PRODUCTSIZ:1450\*1350\*2320MM
- WEIGHT:252KG
- WEIGHTSTACK:100KG



**SR-DT1610**  
**LONG PULL**

- PRODUCTSIZ:1450\*1120\*1720MM
- WEIGHT:180KG
- WEIGHTSTACK:100KG



**SR-DT1612**  
**ARM EXTENSION**

- PRODUCTSIZE:1500\*1100\*1500MM
- WEIGHT:205KG
- WEIGHTSTACK:100KG



**SR-DT1611**  
**ARM CURL**

- PRODUCTSIZE:1500\*1100\*1500MM
- WEIGHT:205KG
- WEIGHTSTACK:100KG



**SR-DT1613**  
**TRICEPS PRESS**

- PRODUCTSIZE:1560\*1100\*1500MM
- WEIGHT:220KG
- WEIGHTSTACK:100KG



**SR-DT1614**  
**LATERAL RAICE**

- PRODUCTSIZE:1180\*920\*1500MM
- WEIGHT:222KG
- WEIGHTSTACK:100KG



**SR-DT1615**  
**TORSO ROTARY**

- PRODUCTSIZE:1180\*920\*1500MM
- WEIGHT:268KG
- WEIGHTSTACK:100KG



**SR-DT1616**  
**ABDOMINAL MACHINE**

- PRODUCTSIZE:1500\*1050\*1500MM
- WEIGHT:228KG
- WEIGHTSTACK:100KG



**SR-DT1617**  
**BACK EXTENSION**

- PRODUCTSIZE:1400\*1050\*1500MM
- WEIGHT:226KG
- WEIGHTSTACK:100KG



**SR-DT1618**  
**ABDOMINAL CRUNCH**

- PRODUCTSIZE:1350\*1000\*1500MM
- WEIGHT:228KG
- WEIGHTSTACK:100KG



**SR-DT1621**  
**LEG EXTENSION**

- PRODUCTSIZ:1450\*1080\*1500MM
- WEIGHT:218KG
- WEIGHTSTACK:100KG



**SR-DT1620**  
**PRONE LEG CURL**

- PRODUCTSIZ:1810\*1080\*1500MM
- WEIGHT:218KG
- WEIGHTSTACK:100KG



**SR-DT1623**  
**TOTAL HIP**

- PRODUCTSIZ:1350\*1180\*1500MM
- WEIGHT:215KG
- WEIGHTSTACK:100KG



**SR-DT1619**  
**SEATED LEG CURL**

- PRODUCTSIZ:1700\*1080\*1500MM
- WEIGHT:240KG
- WEIGHTSTACK:100KG



**SR-DT1625**  
**GLUTE MACHINE**

- PRODUCTSIZE:1106\*1102\*1720MM
- WEIGHT:223KG
- WEIGHTSTACK:100KG



**SR-DT1624**  
**LEG PRESS**

- PRODUCTSIZE:2240\*1090\*1500MM
- WEIGHT:243KG
- WEIGHTSTACK:100KG



**SR-DT1690**  
**BICEPS + TRICEPS**

- PRODUCTSIZE:1240\*1150\*1500MM
- WEIGHT:213KG
- WEIGHTSTACK:100KG



**SR-DT1692**  
**LEG CURL + LEG EXTENSION**

- PRODUCTSIZE:1450\*1120\*1500MM
- WEIGHT:223KG
- WEIGHTSTACK:100KG



**SR-DT1693**  
**ABDUCTOR + ADDUCTOR**

- PRODUCTSIZE:1590\*780\*1500MM
- WEIGHT:205KG
- WEIGHTSTACK:100KG



**SR-DT1694**  
**MULTI PRESS**

- PRODUCTSIZE:1980\*1320\*1500MM
- WEIGHT:222KG
- WEIGHTSTACK:100KG



**SR-DT1695**  
**ABDOMINAL CRUNCH**  
**BACK EXTENSION**

- PRODUCTSIZE:1350\*1000\*1500MM
- WEIGHT:212KG
- WEIGHTSTACK:100KG



**SR-DT1696**  
**PRONE LEG CURL**  
**LEG EXTENSION**

- PRODUCTSIZE:1650\*1050\*1500MM
- WEIGHT:228KG
- WEIGHTSTACK:100KG



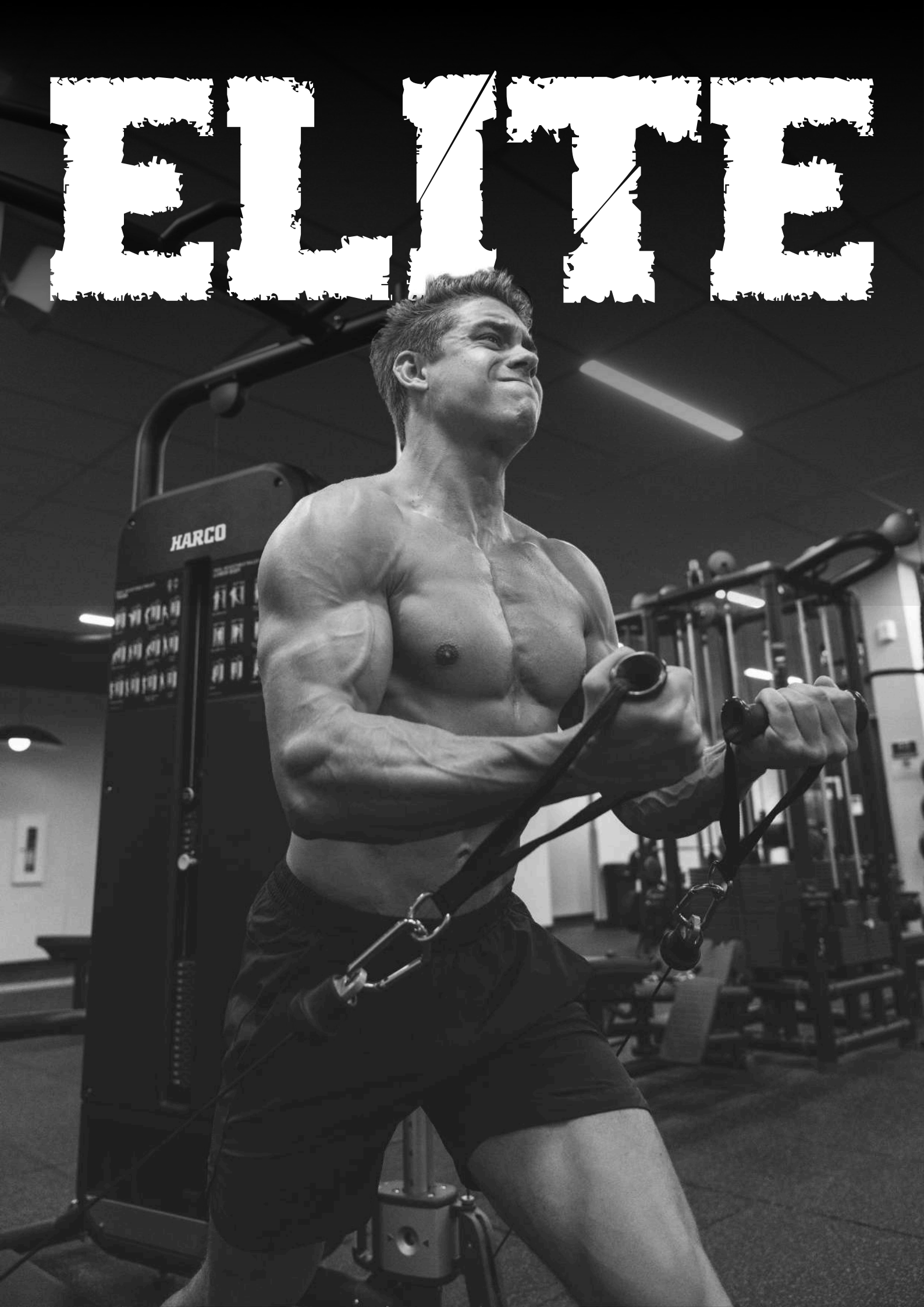
**SR-DT1607**  
**LAT PULLDOWN**

- PRODUCTSIZE:1430\*1350\*1910MM
- WEIGHT:230KG
- WEIGHTSTACK:100KG

**SR-DT1608**  
**LAT PULLDOWN + LOW ROW**

- PRODUCTSIZE:2040\*1420\*2250MM
- WEIGHT:222KG
- WEIGHTSTACK:100KG







**SR-3002**  
**ABDUCTOR & ADDUCTOR**

- PRODUCTSIZE:1300\*690\*1690MM
- WEIGHT:208KG
- WEIGHTSTACK:100KG



**SR-3018**  
**CHEST PRESS / SHOULDER PRESS**

- PRODUCTSIZE:1575\*783\*1500MM
- WEIGHT:205KG
- WEIGHTSTACK:82KG



**SR-3003**  
**LEG EXTENSION & LEG CURL**

- PRODUCTSIZE:1300\*690\*1690MM
- WEIGHT:212KG
- WEIGHTSTACK:100KG



**SR-3017**  
**REAR DELT / PEC FLY**

- PRODUCTSIZE:1575\*783\*1500MM
- WEIGHT:205KG
- WEIGHTSTACK:82KG



**SR-3015**  
**ASSISTED CHIN DIP**

- PRODUCTSIZE:1575\*783\*1500MM
- WEIGHT:205KG
- WEIGHTSTACK:82KG

**SR-3001A**  
**LAT PULLDOWN & LOW ROW**

- PRODUCTSIZE:2160\*850\*2195MM
- WEIGHT:182KG
- WEIGHTSTACK:100KG



# TITAN EDGE





**SR-ST601**  
**PRONE LEG CURL**

Product Size:1750\*1000\*1625mm  
Weight Stack: 80kg  
N.W :195kg



**SR-ST602**  
**LEG EXTENSION**

Product Size:1500\*1080\*1625mm  
Weight Stack:80kg  
N.W :210kg



**SR-ST603**  
**LEG PRESS**

Product Size:1950\*1200\*1625mm  
Weight Stack :100kg  
N.W :255kg



**SR-ST603A**  
**LEG PRESS**

Product Size:1840\*1220\*1625mm  
Weight Stack :100kg  
N.W :295kg



**SR-ST605**  
**SEAT LATERAL DELT MACHINE**

Product Size:1250\*1220\*1625mm

Weight Stack :80kg

N.W :205kg



**SR-ST606**  
**MULTI PRESS**

Product Size:1680\*1620\*1625mm

Weight Stack :80kg

N.W :230kg



**SR-ST607**  
**REAR DELT/PEC FLY**

Product Size:1360\*1560\*2030mm

Weight Stack :80kg

N.W :235kg



**SR-ST608**  
**SEATED CHEST PRESS**

Product Size:1210\*1360\*1625mm

Weight Stack :80kg

N.W :220kg



**SR-ST609**  
**PULLUP ASSISTANCE EXERCISE**

Product Size:1350\*1600\*2285mm  
Weight Stack:80kg  
N.W :263kg



**SR-ST610**  
**LAT PULL DOWN**

Product Size:1550x1450x1790mm  
Weight Stack:80kg  
N.W :225kg



**SR-ST618**  
**KNEELING TWIST**

Product Size:1400\*1200\*1625mm  
Weight Stack:80kg  
N.W :195kg



**SR-ST619**  
**ABDOMINAL CRUNCH**

Product Size:1450\*1080\*1625mm  
Weight Stack:80kg  
N.W :200kg



**SR-ST620**  
**CALF HEEL LIFT**

Product Size:1350\*1280\*1625mm

Weight Stack :80kg

N.W :210kg



**SR-ST621**  
**OUTER THIGH**

Product Size:1570\*1000\*1625mm

Weight Stack :80kg

N.W :210kg



**SR-ST622**  
**INNER THIGH**

Product Size:1640\*1030\*1625mm

Weight Stack :80kg

N.W :210kg



**SR-ST623**  
**LEG CURL**

Product Size:1700\*1080\*1625mm

Weight Stack :80kg

N.W :225kg



**SR-ST624**  
**GLUTE EXERCISE**

Product Size:1830\*1150\*1625mm  
Weight Stack :80kg  
N.W :190kg



**SR-ST626**  
**TRICEPS DIP**

Product Size:1550\*1320\*1625mm  
Weight Stack :80kg  
N.W :215kg



**SR-ST630**  
**SEATED BICEPS CURL**

Product Size:1380\*1520\*1625mm  
Weight Stack :80kg  
N.W :225kg



**SR-ST631**  
**BACK MUSCLE EXERCISE**

Product Size:1600\*1190\*1625mm  
Weight Stack :80kg  
N.W :190kg



**SR-ST632**  
**LOW PULL**

Product Size:1400\*1200\*1625mm  
Weight Stack:80kg  
N.W :190kg



**SR-ST634**  
**INCLINE ROW**

Product Size:1500\*1160\*1625mm  
Weight Stack:80kg  
N.W :220kg



**SR-ST635**  
**HIGH PULL**

Product Size:1400\*1250\*2210mm  
Weight Stack:80kg  
N.W :240kg



**SR-ST681**  
**HIGH & LAT PULL**

Product Size:1860\*1250\*2210mm  
Weight Stack:80kg  
N.W :270kg



**SR-ST685**  
**BICEPS & TRICEPS EXTENSION**

Product Size:1700\*1150\*1625mm

Weight Stack :80kg

N.W :210kg



**SR-ST683**  
**INNER & OUTER THIGH**

Product Size:1640\*1030\*1625mm

Weight Stack :80kg

N.W :215kg



**SR-ST684A**  
**LYING LEG CURL & EXTENSION**

Product Size:1560\*1100\*1625mm

Weight Stack :80kg

N.W :215kg



**SR-ST684C**  
**SEATED LEG EXTENSION & LEG CURL**

Product Size:1560\*1100\*1625mm

Weight Stack :80kg

N.W :230kg



**SR-ST682**  
**ADJUSTABLE CHEST**  
**PRESS**

---

Product Size:1900\*1350\*1625mm

Weight Stack :80kg

N.W :220kg

**SR-ST686**  
**BACK & ABDOMINAL COMBO**

---

Product Size:1600\*1190\*1625mm

Weight Stack :80kg

N.W :195kg



# NINABOOS





**SR-HM01**  
**CHEST PRESS**

Product Size:1500\*1100\*1630mm

Weight Stack:100kg

N.W :229kg



**SR-HM02**  
**REAR DELT/PEC FLY**

Product Size:1260\*1480\*1980mm

Weight Stack:100kg

N.W :228kg



**SR-HM04**  
**SHOULDER PRESS**

Product Size:1360\*1430\*1630mm

Weight Stack:100kg

N.W :224kg



**SR-HM05**  
**LATRAL RAISE**

Product Size:1100\*1000\*1630mm

Weight Stack:100kg

N.W :233kg



**SR-HM06**  
**FIXED PULLDOWN**

Product Size:1425\*1335\*1900mm

Weight Stack:100kg

N.W :229kg



**SR-HM31**  
**LEG CURL/EXTENSION**

Product Size:1290\*1050\*1635mm

Weight Stack:100kg

N.W :256kg



**SR-HM08**  
**ROWING MACHINE**

Product Size:1280\*860\*1915mm

Weight Stack:100kg

N.W :234kg



**SR-HM10**  
**TRICEPS EXTENSION**

Product Size:1140\*1100\*1400mm

Weight Stack:100kg

N.W :209kg



**SR-HM09**  
**BICEPS CURL**

Product Size:1140\*1100\*1400mm

Weight Stack:100kg

N.W :198kg



**SR-HM11**  
**DIP/CHIN ASSIST**

Product Size:1200\*1100\*2200mm

Weight Stack:100kg

N.W :304kg



**SR-HM12**  
**LEG PRESS**

Product Size:1860\*1070\*1800mm

Weight Stack:100kg

N.W :334kg



**SR-HM13**  
**LEG EXTENSION**

Product Size:1290\*1050\*1635mm

Weight Stack:100kg

N.W :236kg



**SR-HM14**  
**SEATED LEG CURL**

---

Product Size:1270\*1030\*1635mm

Weight Stack:100kg

N.W :252kg



**SR-HM15**  
**PRONE LEG CURL**

---

Product Size:1500\*950\*1400mm

Weight Stack:100kg

N.W :219kg



**SR-HM16**  
**OUTER THIGH ABDUCTOR**

---

Product Size:1500\*700\*1400mm

Weight Stack:100kg

N.W :228kg



**SR-HM17**  
**INNER THIGH ADDUCTOR**

---

Product Size:1500\*700\*1400mm

Weight Stack:100kg

N.W :236kg



**SR-HM18**  
**STANDING CALF RAISE**

Product Size:1380\*1100\*1835mm

Weight Stack:100kg

N.W :220kg



**SR-HM20**  
**MULTI HIP**

Product Size:1735\*1050\*1800mm

Weight Stack:100kg

N.W :240kg



**SR-HM21**  
**BACK EXTENSION**

Product Size:1160\*1000\*1400mm

Weight Stack:100kg

N.W :205kg



**SR-HM22**  
**ABDOMINAL CRUNCH**

Product Size:1500\*885\*1400mm

Weight Stack:100kg

N.W :236kg



**SR-HM32**  
**ABDUCTER/ADDUCTOR**

Product Size:1500\*700\*1400mm

Weight Stack:100kg

N.W :240kg



**SR-HM07**  
**LAT PULLDOWN**

Product Size:1480\*870\*2265mm

Weight Stack:100kg

N.W :202kg



**SR-HM23**  
**LOW ROW**

Product Size:1980\*850\*1800mm

Weight Stack:100kg

N.W :230kg



**SR-HM33**  
**LAT PULLDOWN/LOW ROW**

Product Size:2150\*1320\*530mm

Weight Stack:100kg

N.W :250kg



**SR-HM34**  
**BICEPS/TRICEPS**

Product Size:1215\*1055\*1405mm

Weight Stack:100kg

N.W :213kg



**SR-HM35**  
**MULTI PRESS**

Product Size:1885\*1400\*1635mm

Weight Stack:100kg

N.W :270kg



**SR-HM23**  
**ABDOMINAL CRUNCH**  
**LOW BACK**

Product Size:1165\*1040\*1400mm

Weight Stack:100kg

N.W :205kg



**SR-HM33**  
**LEG EXTENSION/PRONE**  
**LEG CURL**

Product Size:1540\*1050\*1635mm

Weight Stack:100kg

N.W :225kg

# RADIANCE





**SR-HS16**  
**BICEPS/TRICEPS**

Product Size:1100\*1160\*1620mm

Weight Stack:90kg

N.W :243kg



**SR-HS12**  
**LEG EXTENSION/LEG CURL**

Product Size:1660\*1040\*1625mm

Weight Stack:90kg

N.W :221kg



**SR-HS35**  
**ROTARY TORSO**

Product Size:1100\*1520\*1625mm

Weight Stack:90kg

N.W :195kg



**SR-HS39**  
**MULTI HIP**

Product Size:900\*1360\*1625mm

Weight Stack:90kg

N.W :194kg



**SR-HS38**  
**ABDOMINAL MACHINE**

Product Size:1330\*990\*1620mm

Weight Stack :90kg

N.W :187kg



**SR-HS36**  
**SEATED VERTICAL PULLY**

Product Size:1520\*1110\*1850mm

Weight Stack :90kg

N.W :200kg



**SR-HS41**  
**SEATED ROW**

Product Size:1720\*1020\*1620mm

Weight Stack :90kg

N.W :199kg



**SR-HS37**  
**CALF MACHINE**

Product Size:1090\*980\*1620mm

Weight Stack :90kg

N.W :214kg



## **SR-HS57** **BACK EXTENSION**

Product Size:1220\*1060\*1400mm

Weight Stack :90kg

N.W :175kg



## **SR-HS47** **LEG CURL**

Product Size:1560\*1070\*1620mm

Weight Stack :90kg

N.W :178kg



## **SR-HS43** **LAT PULLDOWN**

Product Size:1320\*1230\*2020mm

Weight Stack :90kg

N.W :202kg



## **SR-HS42** **SHOULDER PRESS**

Product Size:1480\*1250\*1625mm

Weight Stack :90kg

N.W :206kg



**SR-HS46**  
**LEG EXTENSION**

Product Size:1580\*1030\*1620mm

Weight Stack:90kg

N.W :188kg



**SR-HS40**  
**CHEST PRESS**

Product Size:1130\*1270\*1620mm

Weight Stack:90kg

N.W :197kg



**SR-HS45**  
**TRICEP EXTENSION**

Product Size:1340\*830\*1620mm

Weight Stack:90kg

N.W :179kg



**SR-HS44**  
**BICEPS**

Product Size:1130\*920\*1620mm

Weight Stack:90kg

N.W :184kg



**SR-HS14**  
**LAT PULL/SEATED ROW**

Product Size:2030\*1130\*2180mm

Weight Stack :90kg

N.W :192kg



**SR-HS011**  
**HIP ADDUCTOR/ABDUCTOR**

Product Size:1690\*1710\*1625mm

Weight Stack :90kg

N.W :222kg



**SR-HS13**  
**MULTI PRESS**

Product Size:1840\*1320\*1620mm

Weight Stack :90kg

N.W :212kg



**SR-HS17**  
**LEG PRESS/CALF**

Product Size:2050\*1070\*1850mm

Weight Stack :90kg

N.W :267kg



## **SR-HS34** **UPPER LIMBS**

Product Size:1420\*1000\*2270mm

Weight Stack :90kg

N.W :245kg

## **SR-HS15** **PECTORAL FLY**

Product Size:1570\*1310\*2010mm

Weight Stack :90kg

N.W :209kg



# REVOLUTION





**SR-BM703**  
**SEATED SHOULDER PRESS**

---

Product Size:1879\*1420\*1560mm

Weight Stack:81kg

N.W :131kg



**SR-BM70607**  
**BICEPS CURL / TRICEPS PRESS**

---

Product Size:1385\*1030\*1560mm

Weight Stack:81kg

N.W :133kg



**SR-BM71314**  
**LEG CURL/LEG EXTENSION**

---

Product Size:1530\*1020\*1560mm

Weight Stack:81kg

N.W :131kg



**SR-BM70910**  
**LOWER BACK/ABDOMINAL**

---

Product Size:1230\*1230\*1560mm

Weight Stack:81kg

N.W :133kg



**SR-AT7002A**  
**PEC FLY/REAR DELT**

Product Size:1400\*1130\*2110mm

Weight Stack:81kg

N.W :135kg



**SR-BM71819**  
**ADDUCTOR & ABDUCTOR**

Product Size:1547\*873\*1560mm

Weight Stack:81kg

N.W :133kg



**SR-BM712**  
**LAT PULL/LOW ROW**

Product Size:1553\*1510\*2208mm

Weight Stack:81kg

N.W :131kg

# BLACK BELL





**SR-Z6001**  
**SEATED BICEP CURL**

Product Size:1168\*1110\*1477mm  
Weight Stack :81kg  
N.W :113kg



**SR-Z6002**  
**SEATED TRICEPS EXTENSION**

Product Size:1295\*1130\*1477mm  
Weight Stack:81kg  
N.W :115kg



**SR-Z6003**  
**SEATED CHEST PRESS**

Product Size:1645\*1300\*1800mm  
Weight Stack :99kg  
N.W :130kg



**SR-Z6004**  
**PEC FLY**

Product Size:1435\*1410\*1477mm  
Weight Stack :99kg  
N.W :125kg



**SR-Z6005**  
**SEATED BACK ROWING**

Product Size:1278\*1170\*1477mm

Weight Stack:99kg

N.W :107kg



**SR-Z6006**  
**LAT PULLDOWN**

Product Size:1360\*1245\*1935mm

Weight Stack :99kg

N.W :128kg



**SR-Z6029**  
**SEATED TRICEP EXTENSION**

Product Size:1610\*920\*1477mm

Weight Stack:81kg

N.W :133kg



**SR-Z6008**  
**LAYING LEG CURL**

Product Size:1671\*1193\*1477mm

Weight Stack:99kg

N.W :116kg



## **SR-Z6009** **LEG EXTENSION**

Product Size:1200\*1155\*1477mm

Weight Stack:99kg

N.W :112kg



## **SR-Z6010** **BACK EXTENSION**

Product Size:1350\*1180\*1477mm

Weight Stack:99kg

N.W :112kg



## **SR-Z6011** **SEATED ABDOMINAL CRUNCH**

Product Size:1260\*1150\*1477mm

Weight Stack:81kg

N.W :106kg



## **SR-Z6012** **TIPTOE EXTENSION**

Product Size:1100\*1010\*1960mm

Weight Stack:81kg

N.W :107kg



**SR-Z6028**  
**SEATED BICEP CURL**

Product Size:1610\*920\*1477mm

Weight Stack:81kg

N.W :131kg



**SR-Z6014**  
**SEATED SHOULDER PRESS**

Product Size:1410\*1340\*1477mm

Weight Stack:99kg

N.W :127kg



**SR-Z6015**  
**ROTARY TORSO**

Product Size:1160\*900\*1490mm

Weight Stack:81kg

N.W :101kg



**SR-Z6016**  
**ADDUCTOR**

Product Size:1480\*810\*1477mm

Weight Stack:99kg

N.W :99kg



## **SR-Z6017** **ABDUCTOR**

Product Size:1480\*810\*1477mm

Weight Stack:99kg

N.W :105kg



## **SR-Z6018** **DEAD LIFT SHRUG**

Product Size:1280\*1080\*1477mm

Weight Stack:81kg

N.W :101kg



## **SR-Z6023** **MULTI-HIP TRAINER**

Product Size:1520\*1060\*1495mm

Weight Stack:99kg

N.W :150kg



## **SR-Z6021** **LOW ROW**

Product Size:1688\*1240\*1477mm

Weight Stack:88kg

N.W :88kg



**SR-Z6024**  
**SEATED LEG PRESS**

Product Size:1885\*1110\*1477mm

Weight Stack :99kg

N.W :226kg



**SR-Z6027**  
**SEATED LEG CURL**

Product Size:1425\*1140\*1495mm

Weight Stack:99kg

N.W :140kg



**SR-Z6022**  
**ADDUCTOR/ABDUCTOR**

Product Size:1480\*610\*1477mm

Weight Stack :99kg

N.W :110kg



**SR-Z6026**  
**TWIST MACHINE**

Product Size:1340\*1140\*1477mm

Weight Stack :81kg

N.W :115kg



**SR-Z6020B**  
**WIDE LAT PULLDOWN**

Product Size:1185\*1140\*2330mm

Weight Stack :99kg

N.W :100kg



**SR-Z6019**  
**DIP/CHIN ASSIST**

Product Size:1200\*1100\*2400mm

Weight Stack :99kg

N.W :129kg



**SR-Z6025**  
**REAR DELT/FLY**

Product Size:1480\*610\*1477mm

Weight Stack :99kg

N.W :110kg



**SR-Z6020**  
**DOUBLE PULLEY LAT PULLDOWN**

Product Size:1180\*1140\*1477mm

Weight Stack :81kg

N.W :101kg



## SR-Z6013 CABLE CROSSOVER

Product Size:3100\*1360\*2270mm

Weight Stack:99kg

N.W :165kg

## SR-Z6007 HIP EXTENSION

Product Size:2205\*1185\*1477mm

Weight Stack:81kg

N.W :101kg



# ECLIPSE





## **SR-U2006CA** **SHOULDER PRESS**

Product Size:1750\*1350\*1490mm  
Weight Stack :S-110kg, H-140kg  
N.W :237kg



## **SR-U2001CA** **PRONE LEG CURL**

Product Size:1650\*980\*1490mm  
Weight Stack :S-95kg, H-140kg  
N.W :225kg



## **SR-U2002CA** **LEG EXTENSION**

Product Size:1563\*1050\*1490mm  
Weight Stack :S-110kg, H-140kg  
N.W :230kg



## **SR-U2003CA** **LEG PRESS**

Product Size:1510\*1059\*1814mm  
Weight Stack :S-110kg, H-140kg  
N.W :246kg



**SR-U2004CA**  
**BUTTERFLY MACHINE**

Product Size:870\*1500\*1620mm  
Weight Stack:S-110kg, H-140kg  
N.W :230kg



**SR-U2005CA**  
**LATERAL RAISE**

Product Size:980\*1290\*1490mm  
Weight Stack :52kg  
N.W :178kg



**SR-U2007CA**  
**PEC FLY/REAR DELT**

Product Size:1240\*940\*2110mm  
Weight Stack :235kg  
N.W :110kg



**SR-Z6008CA**  
**SEATED CHEST PRESS**

Product Size:1610\*920\*1477mm  
Weight Stack :81kg  
N.W :133kg



**SR-U2009CA**  
**DIP/CHIN ASSIST**

Product Size:1550\*1370\*2360mm

Weight Stack :88kg

N.W :220kg



**SR-U2034CA**  
**VERTICAL ROW**

Product Size:1200\*1300\*1490mm

Weight Stack :S-95kg, H-110kg

N.W :227kg



**SR-U2013CA**  
**INCLINE PRESS**

Product Size:2070\*1485\*1490mm

Weight Stack :S-110kg, H-140kg

N.W :274kg



**SR-U2073**  
**ABDOMINAL ISO LATOR**

Product Size:1320\*1400\*1920mm

Weight Stack :95kg

N.W :214kg



## **SR-U2021CA** **ABDUCTOR & ADDUCTOR**

Product Size:1630\*746\*1490mm

Weight Stack :92kg

N.W :235kg



## **SR-U2023CA** **SEATED LEG CURL**

Product Size:1475\*1100\*1490mm

Weight Stack:S-110kg, H-140kg

N.W :235kg



## **SR-U2024CA** **GLUTE ISO LATOR**

Product Size:1045\*1230\*1490mm

Weight Stack:S-110kg, H-140kg

N.W :139kg



## **SR-U2026CA** **SEATED DIP**

Product Size:1562\*1225\*1490mm

Weight Stack:S-110kg, H-140kg

N.W :232kg



**SR-U2027CA**  
**SEATED TRICEP-FLAT**

Product Size:980\*1235\*1490mm

Weight Stack :S-65kg, H-110kg

N.W :186kg



**SR-U2028CA**  
**TRICEP EXTENSION**

Product Size:1160\*980\*1490mm

Weight Stack :S-65kg, H-110kg

N.W :165kg



**SR-U2030CA**  
**BICEP CURL**

Product Size:1200\*940\*1490mm

Weight Stack :S-65kg, H-110kg

N.W :160kg



**SR-U2031CA**  
**BACK EXTENSION**

Product Size:1270\*1005\*1490mm

Weight Stack:110kg

N.W :241kg



**SR-U2086CA**  
**LEG EXTENSION & LEG CURL**

Product Size:1455\*1040\*1490mm

Weight Stack:110kg

N.W :255kg



**SR-U2033CA**  
**LONG PULL**

Product Size:1800\*1350\*1820mm

Weight Stack:110kg

N.W :215kg



**SR-Z6084CA**  
**CHEST & SHOULDER PRESS**

Product Size:1810\*1480\*1490mm

Weight Stack:110kg

N.W :256kg



**SR-U2087CA**  
**CAMBER CURL & TRICEPS**

Product Size:1335\*1085\*1490mm

Weight Stack:110kg

N.W :225kg



**SR-Z6028CA**  
**PULL DOWN**

Product Size:1320\*1400\*1920mm  
Weight Stack :110kg  
N.W :267kg



**SR-U2012CA**  
**LAT PULLDOWN**

Product Size:1190\*1200\*2230mm  
Weight Stack:S-110kg, H-140kg  
N.W :249kg



**SR-U2085CA**  
**LAT PULL DOWN & LOW ROW**

Product Size:1980\*1145\*2240mm  
Weight Stack :110kg  
N.W :228kg



**SR-U2018CA**  
**ROTARY TORSO**

Product Size:1145\*1018\*1490mm  
Weight Stack :65kg  
N.W :166kg

# NOVA





**SR-JL7702**  
**SHOULDER PRESS**

Product Size:1540\*1470\*1620mm

Weight Stack:92kg

N.W :232kg



**SR-JL7707**  
**COMPOUND ROW**

Product Size:1280\*1170\*1620mm

Weight Stack:92kg

N.W :188kg



**SR-JL7708**  
**LEG EXTENSION**

Product Size:1300\*990\*1620mm

Weight Stack:92kg

N.W :213kg



**SR-JL7710**  
**INNER/OUTER THIGH**

Product Size:1300\*1130\*1620mm

Weight Stack:72kg

N.W :189kg



**SR-JL7725**  
**MULTI HIP**

Product Size:1400\*960\*1620mm

Weight Stack :92kg

N.W :242kg



**SR-JL7711**  
**SEATED LEG PRESS**

Product Size:1770\*1180\*1620mm

Weight Stack :92kg

N.W :219kg



**SR-JL7716**  
**PEC FLY/REAR DELT**

Product Size:1300\*990\*1620mm

Weight Stack :92kg

N.W :213kg



**SR-JL7717**  
**LATERAL RAICE**

Product Size:1140\*1290\*1620mm

Weight Stack :92kg

N.W :210kg



**SR-JL7719**  
**PRONE LEG CURL**

Product Size:1680\*930\*1620mm

Weight Stack :92kg

N.W :209kg



**SR-JL7724**  
**BICEP/TRICEPS**

Product Size:1400\*960\*1620mm

Weight Stack :72kg

N.W :185kg



**SR-JL7722**  
**MULTI PRESS**

Product Size:1920\*1450\*1620mm

Weight Stack:92kg

N.W :226kg



**SR-JL7723**  
**SEATED LEG EXTENSION/CURL**

Product Size:1600\*970\*1620mm

Weight Stack :92kg

N.W :225kg



**SR-JL7720**  
**ASSISTED CHIN UP/DIP**

---

Product Size:1790\*1080\*2350mm

Weight Stack:92kg

N.W :274kg

**SR-JL7715**  
**LAT PULL/SEATED ROW**

---

Product Size:1940\*1240\*2270mm

Weight Stack:92kg

N.W :201kg



# ZEN





**SR-TY01**  
**CHEST PRESS**

Product Size:1550\*1500\*1630mm

Weight Stack :100kg

N.W :252kg



**SR-TY02**  
**SHOULDER PRESS**

Product Size:1980\*1450\*1630mm

Weight Stack :100kg

N.W :267kg



**SR-TY03**  
**ROWING MACHINE**

Product Size:1330\*1340\*1630mm

Weight Stack :100kg

N.W :240kg



**SR-TY12**  
**ROTARY TORSO**

Product Size:1120\*1390\*1630mm

Weight Stack :80kg

N.W :252kg



**SR-TY39**  
**HIP GLUTE**

Product Size:1560\*1535\*1630mm

Weight Stack:100kg

N.W :243kg



**SR-TY07**  
**LATERL RAISE**

Product Size:1340\*1320\*1630mm

Weight Stack:80kg

N.W :237kg



**SR-TY05**  
**BICEPS CURL**

Product Size:1360\*1160\*1630mm

Weight Stack:80kg

N.W :220kg



**SR-TY18**  
**REAR KICK**

Product Size:1350\*1000\*1630mm

Weight Stack:100kg

N.W :222kg



**SR-TY10**  
**ABDOMINAL CRUNCH**

Product Size:1420\*1130\*1630mm

Weight Stack:100kg

N.W :227kg



**SR-TY11**  
**BACK EXTENSION**

Product Size:1430\*1170\*1630mm

Weight Stack:100kg

N.W :232kg



**SR-TY37**  
**CHEST PRESS**

Product Size:1445\*1445\*1630mm

Weight Stack:100kg

N.W :230kg



**SR-TY19**  
**INNER THIGH**

Product Size:1320\*1500\*1630mm

Weight Stack:80kg

N.W :234kg



**SR-TY14**  
**SEATED LEG CURL**

Product Size:1660\*1280\*1630mm

Weight Stack:100kg

N.W :298kg



**SR-TY15**  
**PRONE LEG CURL**

Product Size:1630\*1120\*1630mm

Weight Stack:100kg

N.W :257kg



**SR-TY09**  
**LOW ROW**

Product Size:1760\*1080\*1630mm

Weight Stack:100kg

N.W :230kg



**SR-TY17**  
**SEATED CALF**

Product Size:1340\*1120\*1630mm

Weight Stack:100kg

N.W :252kg



**SR-TY16**  
**LEG PRESS**

Product Size:1980\*1220\*1630mm

Weight Stack:100kg

N.W :357kg



**SR-TY13**  
**LEG EXTENSION**

Product Size:1320\*1270\*1630mm

Weight Stack:100kg

N.W :279kg



**SR-TY20**  
**OUTER THIGH**

Product Size:1320\*1400\*1630mm

Weight Stack:80kg

N.W :229kg



**SR-TY27**  
**ABDUCTOR/ADDUCTOR**

Product Size:1250\*1330\*1630mm

Weight Stack:80kg

N.W :244kg



**SR-TY25**  
**SEATED LEG CURL/EXTENSION**

Product Size:1720\*1250\*1630mm

Weight Stack:100kg

N.W :294kg



**SR-TY26**  
**BICEPS/TRICEPS**

Product Size:1520\*1190\*1630mm

Weight Stack:100kg

N.W :232kg



**SR-TY36**  
**SEATED DIP**

Product Size:1445\*1445\*1630mm

Weight Stack:100kg

N.W :230kg



**SR-TY28**  
**PRONE LEG CURL/EXTENSION**

Product Size:1520\*1190\*1630mm

Weight Stack:100kg

N.W :232kg



**SR-TY29**  
**SHOULDER PRESS /CHEST PRESS**

Product Size:1500\*1970\*1630mm

Weight Stack:100kg

N.W :277kg



**SR-TY35**  
**ABDOMINAL**

Product Size:1420\*1350\*1630mm

Weight Stack:100kg

N.W :245kg



**SR-TY31**  
**ABDOMINAL CRUNCH/LOW BACK**

Product Size:1420\*1200\*1630mm

Weight Stack:80kg

N.W :227kg



**SR-TY32**  
**MULTI HIP**

Product Size:1200\*1060\*1630mm

Weight Stack:80kg

N.W :227kg



**SR-TY30**  
**LAT PULLDOWN/LOW ROW**

Product Size:1860\*1660\*2080mm

Weight Stack:100kg

N.W :286kg



**SR-TY33**  
**LAT PULLDOWN**

Product Size:1600\*1660\*2080mm

Weight Stack:100kg

N.W :261kg



**SR-TY24**  
**DIP/CHIN ASSIST**

Product Size:1570\*1230\*2250mm

Weight Stack:100kg

N.W :332kg



**SR-TY08**  
**LAT PULLDOWN**

Product Size:1720\*1580\*1830mm

Weight Stack:100kg

N.W :286kg



**SR-TY04**  
**PEC FLY/ REAR DELT**

---

Product Size:1490\*1340\*2080mm

Weight Stack :80kg

N.W :274kg

**SR-TY38**  
**PEC FLY / REAR DELT**

---

Product Size:1915\*1160\*2045mm

Weight Stack :100kg

N.W :250kg



# SYNERGY 1.0





## **SR-BF01** **CHEST PRESS**

Product Size:1045\*1500\*1600mm

Weight Stack:96+4.6kg

N.W :285kg



## **SR-BF07** **ROWING MACHINE**

Product Size:1240\*1230\*1600mm

Weight Stack :114+4.6kg

N.W :253kg



## **SR-BF03** **SHOULDER PRESS**

Product Size:1700\*1440\*1600mm

Weight Stack :96+4.6kg

N.W :273kg



## **SR-BF04** **LATERAL RAISE**

Product Size:1220\*1220\*1600mm

Weight Stack :96+4.6kg

N.W :261kg



## **SR-BF05** **BICEPS CURL**

Product Size:1220\*1570\*1600mm

Weight Stack :96+4.6kg

N.W :285kg



## **SR-BF06** **SEATED DIP**

Product Size:1310\*1200\*1600mm

Weight Stack :96+4.6kg

N.W :270kg



## **SR-BF11** **LEG EXTENSION**

Product Size:1600\*1200\*1600mm

Weight Stack :96+4.6kg

N.W :268.5kg



## **SR-BF12** **SEATED LEG CURL**

Product Size:1550\*1170\*1600mm

Weight Stack :96+4.6kg

N.W :302.5kg



**SR-BF35**  
**ABDOMINAL CRUNCH/LOW BACK**

Product Size:1290\*1160\*1600mm  
Weight Stack:117+4.6kg  
N.W :290kg



**SR-BF10**  
**DIP/CHIN ASSIST**

Product Size:1560\*1530\*2210mm  
Weight Stack :96+4.6kg  
N.W :324kg



**SR-BF32**  
**LAT PULLDOWN/LOW ROW**

Product Size:2140\*1350\*2420mm  
Weight Stack:138kg  
N.W :275kg



**SR-BF08**  
**LAT PULLDOWN**

Product Size:1770\*1360\*2280mm  
Weight Stack:96+4.6kg  
N.W :270kg



## **SR-BF13** **PRONE LEG CURL**

Product Size:1560\*1050\*1600mm

Weight Stack:96+4.6kg

N.W :250kg



## **SR-BF20** **ROTARY TORSO**

Product Size:1080\*1210\*1660mm

Weight Stack :96+4.6kg

N.W :251kg



## **SR-BF16** **INNER THIGH ADDUCTOR**

Product Size:1560\*1050\*1600mm

Weight Stack:96+4.6kg

N.W :250kg



## **SR-BF17** **OUTER THIGH ABDUCTOR**

Product Size:1690\*1580\*1600mm

Weight Stack:96+4.6kg

N.W :250kg



**SR-BF18**  
**BACK EXTENSION**

Product Size:1340\*1070\*1600mm

Weight Stack:96+4.6kg

N.W :252.5kg



**SR-BF19**  
**ABDOMINAL**

Product Size:1340\*1650\*1580mm

Weight Stack:96+4.6kg

N.W :295kg



**SR-BF14**  
**LEG PRESS**

Product Size:1550\*1170\*1600mm

Weight Stack:96+4.6kg

N.W :302.5kg



**SR-BF30**  
**SHOULDER/CHEST PRESS**

Product Size:1940\*1390\*1600mm

Weight Stack:96+4.6kg

N.W :290kg



**SR-BF31**  
**BICEPS/TRICEPS**

Product Size:1340\*1390\*1600mm

Weight Stack :96+4.6kg

N.W :243kg



**SR-BF02**  
**PEC FLY**

Product Size:1490\*830\*2190mm

Weight Stack :96+4.6kg

N.W :285.5kg



**SR-BF33**  
**LEG CURL/EXTENSION**

Product Size:1390\*1190\*1600mm

Weight Stack :96+4.6kg

N.W :299kg



**SR-BF34**  
**ABDUCTOR/ADDUCTOR**

Product Size:1690\*1600\*1600mm

Weight Stack :117+4.6kg

N.W :275kg



## SR-BF09 LOW ROW

Product Size: 1840\*790\*1840mm

Weight Stack: 96+4.6kg

N.W : 239kg

# SYNERGY 2.0





**SR-BH01**  
**CHEST PRESS**

Product Size:1045\*1500\*1480mm  
Weight Stack :96+4.6kg  
N.W :269kg



**SR-BH33**  
**LEG CURL/LEG EXTENSION**

Product Size:1390\*1190\*1480mm  
Weight Stack :96+4.6kg  
N.W :283kg



**SR-BH03**  
**SHOULDER PRESS**

Product Size:1700\*1440\*1480mm  
Weight Stack :96+4.6kg  
N.W :257kg




**SR-BH04**  
**LATERAL RAISE**

Product Size:1220\*1220\*1480mm  
Weight Stack :96+4.6kg  
N.W :245kg



**SR-BH05**  
**BICEPS CURL**

Product Size:1220\*1570\*1480mm  
Weight Stack:96+4.6kg  
N.W :269kg



**SR-BH06**  
**SEATED DIP**

Product Size:1310\*1200\*1480mm  
Weight Stack :96+4.6kg  
N.W :254kg



**SR-BH07**  
**ROWING MACHINE**

Product Size:1240\*1230\*1480mm  
Weight Stack :96+4.6kg  
N.W :237kg



**SR-BH11**  
**LEG EXTENSION**

Product Size:1600\*1200\*1480mm  
Weight Stack :96+4.6kg  
N.W :252.5kg



**SR-BH12**  
**SEATED LEG CURL**

Product Size:1550\*1170\*1480mm

Weight Stack:96+4.6kg

N.W :286.5kg



**SR-BH13**  
**PRONE LEG CURL**

Product Size:1560\*1050\*1480mm

Weight Stack:96+4.6kg

N.W :234kg



**SR-BH14**  
**LEG PRESS**

Product Size:2020\*1100\*1630mm

Weight Stack:117+4.6kg

N.W :295.5kg



**SR-BH16**  
**INNER THIGH ADDUCTOR**

Product Size:1690\*1580\*1480mm

Weight Stack:96+4.6kg

N.W :234kg



**SR-BH17**  
**OUTER THIGH ABDUCTOR**

Product Size:1690\*1580\*1480mm  
Weight Stack:96+4.6kg  
N.W :234kg



**SR-BH18**  
**BACK EXTENSION**

Product Size:1340\*1070\*1480mm  
Weight Stack:96+4.6kg  
N.W :236.5kg



**SR-BH19**  
**ABDOMINAL**

Product Size:1340\*1650\*1580mm  
Weight Stack:96+4.6kg  
N.W :279kg



**SR-BH30**  
**SHOULDER & SEATED CHEST PRESS**

Product Size:1940\*1390\*1480mm  
Weight Stack:96+4.6kg  
N.W :390kg



**SR-BH20**  
**ROTARY TORSO**

Product Size:1080\*1210\*1660mm

Weight Stack :96+4.6kg

N.W :235kg



**SR-BH31**  
**BICEP/TRICEPS**

Product Size:1340\*1150\*1480mm

Weight Stack :96+4.6kg

N.W :227kg



**SR-BH08B**  
**ISO LAT PULLDOWN MACHINE**

Product Size:1510\*1230\*1960mm

Weight Stack :96+4.6kg

N.W :275kg



**SR-BH35**  
**ABDOMINAL CRUNCH/  
LOW BACK**

Product Size:1290\*1160\*1480mm

Weight Stack :96+4.6kg

N.W :244kg



**SR-BH32**  
**LAT PULLDOWN /LOW ROW**

Product Size:2140\*1350\*2420mm

Weight Stack :138kg

N.W :300kg



**SR-BH09**  
**LOW ROW**

Product Size:1840\*790\*1840mm

Weight Stack :96+4.6kg

N.W :223kg



**SR-BH10**  
**DIP/CHIN ASSIST**

Product Size:1560\*1530\*2210mm

Weight Stack :96+4.6kg

N.W :308kg



**SR-BH08**  
**LAT PULLDOWN**

Product Size:1770\*1360\*2280mm

Weight Stack :96+4.6kg

N.W :254kg



## SR-BH34 ABDUCTOR/ADDUCTOR

Product Size:1690\*1600\*1480mm

Weight Stack :96kgx2

N.W :259kg

## SR-BH02 PEC FLY/

Product Size:1490\*800\*2190mm

Weight Stack :96+4.6kg

N.W :269.5kg



# ALPHA





**SR-TA05**  
**CHEST PRESS**

Product Size:1185\*1660\*1720mm  
N.W :120kg



**SR-TA10**  
**SEATED DECLINE CHEST PRESS**

Product Size:1270\*1740\*1775mm  
N.W :120kg



**SR-TA15**  
**INCLINE CHEST PRESS**

Product Size:1035\*1900\*1680mm  
N.W :140kg



**SR-TA20**  
**PULLDOWN**

Product Size:1750\*1130\*1960mm  
N.W :95kg



**SR-TA25**  
**LOW ROW**

Product Size:1310\*1290\*1635mm  
N.W :120kg



**SR-TA30**  
**INCLINE LEVEL ROW**

Product Size:1430\*1400\*1300mm  
N.W :137kg



**SR-TA35**  
**SHOULDER PRESS**

Product Size:1270\*1525\*1600mm  
N.W :120kg



**SR-TA40**  
**REAR KICK**

Product Size:1490\*1130\*1600mm  
N.W :125kg



**SR-TA45**  
**CALF TRAINER**

Product Size:1700\*1190\*1210mm  
N.W :155kg



**SR-TA50**  
**45 DEGREE LEG PRESS**

Product Size:2045\*1455\*1320mm  
N.W :245kg



**SR-TA60**  
**TRICEPS**

Product Size:1660\*1480\*1010mm  
N.W :160kg



**SR-TA65**  
**BICEPS**

Product Size:1060\*1630\*950mm  
N.W :150kg



**SR-TA70**

**SEATED LEG EXTENSION**

Product Size:1660\*1480\*1010mm

N.W :160kg

**SR-TA75**

**REAR KICK**

Product Size:1060\*1630\*950mm

N.W :150kg



# STEAL BEAST



HARCO



**SR-AMV01**  
**ISO LATERAL INCLINE PRESS**  
Product Size:1600\*1260\*2070mm



**SR-AMV02**  
**ISO LATERAL SUPER INCLINE PRESS**  
Product Size:1900\*1600\*1690mm



**SR-AMV03**  
**ISO LATERAL KNEELING LEG CURL**  
Product Size:1920\*1120\*1460mm



**SR-AMV04**  
**LATERAL LEG PRESS**  
Product Size:2100\*1950\*1500mm



**SR-AMV05**  
**BICEP TRAINER**

Product Size:1400\*1120\*1230mm



**SR-AMV06**  
**SIDE ARM LIFT TRAINER**

Product Size:1460\*1280\*1350mm



**SR-AMV07**  
**LOW BACK PULL TRAINER**

Product Size:1520\*1380\*1820mm



**SR-AMV08**  
**ISO LATERAL BENCH PRESS**

Product Size:1660\*1180\*2020mm



**SR-AMV09**  
**BARBELL RACK**

Product Size:1180\*820\*1470mm



**SR-AMV06**  
**LEG PRESS MACHINE**

Product Size:1460\*1280\*1350mm



**SR-AMV11**  
**WEIGHT PLATE RACK**

Product Size:700\*730\*1050mm



**SR-AMV12**  
**V-SQUAT**

Product Size:2400\*1500\*1160mm



**SR-AMV14**

**PLATE-LOADED ISO LATERAL ROW**

Product Size:1570\*1450\*1300mm



**SR-AMV15**

**ABDOMINAL OBLIQUE CRUNCH**

Product Size:1460\*1280\*1350mm



**SR-AMV16**

**ISO LATERAL FRONT LAT PULLDOWN**

Product Size:1830\*1510\*2060mm



**SR-AMV17**

**PUSH SHOULDER TRAINER**

Product Size:1810\*1360\*1960mm



**SR-AMV18**  
**RELOADED ISO FLAT PRESS**  
Product Size:1850\*1750\*1140mm



**SR-AMV19**  
**SEATED CALF MACHINE**  
Product Size:1230\*720\*950mm



**SR-AMV20**  
**PULLOVER MACHINE**  
Product Size:1770\*1550\*1310mm



**SR-AMV21**  
**UTILITY BENCH**  
Product Size:1360\*710\*960mm



**SR-AMV22**  
**INCLINE PEC FLY**

Product Size:1750\*1600\*800mm



**SR-AMV24**  
**RELOADED VERTICAL LEG PRESS**

Product Size:1700\*1580\*2010mm



**SR-AMV23**  
**SEATED LEG EXTENSION**

Product Size:1870\*1360\*1050mm



**SR-AMV25**  
**ISO LATERAL LEG EXTENSION**

Product Size:1950\*1150\*1050mm



**SR-AMV26**  
**SEATED TRICEP PRESS**

Product Size:1880\*1650\*1050mm



**SR-AMV27**  
**ISO LATERAL WIDE PULLDOWN**

Product Size:1800\*1150\*2000mm



**SR-AMV28**  
**CHEST PRESS/LAT PULLDOWN**

Product Size:2170\*1780\*2010mm



**SR-AMV29**  
**LOWER BACK PULL TRAINER**

Product Size:2320\*1750\*1250mm



**SR-AMV30**  
**SHARK SQUAT TRAINER**  
Product Size:2150\*1520\*1520mm



**SR-AMV27**  
**SITLNG OUTER THIGH ABDUCTOR**  
Product Size:1500\*1400\*1300mm



**SR-AMV33**  
**ISO LATERAL FRONT LAT PULLDOWN**  
Product Size:1640\*1230\*2070mm



**SR-AMV32**  
**ISO LATERAL WILD CHEST**  
Product Size:2320\*1750\*1250mm



**SR-AMV35**  
**ISO LATERAL DECLINE PRESS**  
Product Size:1900\*1345\*1700mm



**SR-AMV36A**  
**WAISTBAND SQUAT TRAINER**  
Product Size:1540\*1540\*1520mm



**SR-AMV37A**  
**STANDING CHEST TRAINER**  
Product Size:1200\*1260\*1550mm



**SR-AMV37A**  
**ISO LATERAL STANDING LATERAL RAISE**  
Product Size:1200\*1120\*1350mm



**SR-AMV38**  
**ISO LATERAL CROSS LAT PULLDOWN**  
Product Size:1900\*1345\*1700mm



**SR-AMV40**  
**HIP THRUST**  
Product Size:1660\*1380\*900mm



**SR-AMV41**  
**T SHAPED ROWING TRAINER**  
Product Size:1910\*910\*1180mm



**SR-AMV42**  
**PENDULUM SQUAT**  
Product Size:1850\*1150\*1450mm



**SR-AMV43**  
**STANDING OUTER THIGH ABDUCTOR**

Product Size:1520\*1000\*1430mm



**SR-AMV45**  
**INCLINE SQUAT MACHINE**

Product Size:1660\*1380\*900mm



**SR-AMV46**  
**LINEAR ROW MACHINE**

Product Size:1410\*2010\*1150mm

# BEA



HARCO FITNESS



**SR-TN01**  
**INCLINE CHEST PRESS**

Product Size:1600\*990\*1950mm  
N.W :140kg



**SR-TN02**  
**ROWING LAT PULLDOWN**

Product Size:1600\*1600\*2030mm  
N.W :160kg



**SR-TN04**  
**SEATED CHEST PRESS**

Product Size:1920\*2030\*1820mm  
N.W :160kg



**SR-TN05**  
**CHEST PRESS & LAT PULLDOWN**

Product Size:2150\*1690\*2030mm  
N.W :192kg



**SR-TN06**  
**ISO-LATERAL ROW**

Product Size:1600\*990\*1950mm  
N.W :140kg



**SR-TN07**  
**WIDE CHEST PRESS**

Product Size:1220\*2030\*1820mm  
N.W :161kg



**SR-TN08**  
**SQUAT LUNGE**

Product Size:1365\*1720\*880mm  
N.W :90kg



**SR-TN72**  
**ABDOMINAL**

Product Size:1180\*1360\*1520mm  
N.W :130kg



**SR-TN13**  
**SEATED DUMB BELL ROW**

Product Size:1465\*1625\*2140mm  
N.W :140kg



**SR-TN71**  
**V SQUAT**

Product Size:2200\*1290\*1840mm  
N.W :210kg



**SR-TN15**  
**SEATED INCLINE CHEST PRESS**

Product Size:1280\*1700\*1575mm  
N.W :128kg



**SR-TN16**  
**FRONT LAT PULLDOWN**

Product Size:1930\*1520\*2020mm  
N.W :155kg



**SR-TN18**  
**HORIZONTAL LEG CURL**

Product Size:1465\*1625\*2140mm  
N.W :140kg



**SR-TN20**  
**ARM CURL**

Product Size:1150\*820\*1060mm  
N.W :79kg



**SR-TN21**  
**SHOULDER PRESS**

Product Size:1860\*1460\*1920mm  
N.W :150kg



**SR-TN22**  
**SQUAT LUNGE**

Product Size:1930\*1520\*2020mm  
N.W :92kg



**SR-TN23**  
**SEATED CALF MACHINE**

Product Size:750\*1260\*850mm  
N.W :69kg



**SR-TN24**  
**SHOULDER PRESS**

Product Size:1450\*1890\*1570mm  
N.W :130kg



**SR-TN25**  
**LOW ROW**

Product Size:1390\*1370\*1690mm  
N.W :133kg



**SR-TN26**  
**SEATED CHEST PRESS**

Product Size:1290\*1910\*1860mm  
N.W :156kg



**SR-TN27**  
**WIDE PULLDOWN**

Product Size:1750\*1250\*2060mm  
N.W :147kg



**SR-TN28**  
**LAYDOWN CHEST PRESS**

Product Size:1790\*1790\*1100mm  
N.W :98kg



**SR-TN25**  
**SEATED BICEPS**

Product Size:1370\*1500\*1520mm  
N.W :106kg



**SR-TN39**  
**90 DEGREE LEG PRESS**

Product Size:1270\*1670\*1830mm  
N.W :145kg



**SR-TN73**  
**DECLINE BENCH**

Product Size:2150\*1880\*1290mm  
N.W :90kg



**SR-TN31**  
**OLYMPIC SUPER RACK**

Product Size:1800\*1780\*1850mm  
N.W :113kg



**SR-TN38**  
**FLAT OLYMPLC BENCH**

Product Size:1680\*1880\*1290mm  
N.W :86kg



**SR-TN42**  
**INCLINE OLIMPIC BENCH**

Product Size:1650\*1880\*1550mm  
N.W :93kg



**SR-TN56**  
**INCLINE PEC FLY**

Product Size:1630\*1640\*1100mm  
N.W : 107kg



**SR-TN66**  
**KNEELING LEG CURL**

Product Size:1685\*1415\*1150mm  
N.W : 105kg



**SR-TN67**  
**SEATED DIP**

Product Size:1753\*1575\*1106mm  
N.W : 118kg



**SR-TN68**  
**PULL OVER**

Product Size:1670\*1935\*1670mm  
N.W : 150kg



**SR-TN14**  
**WEIGHT PLATE TREE**

Product Size:760\*630\*1140mm  
N.W :30kg



**SR-TN09**  
**SMITH MACHINE**

Product Size:2230\*1230\*2280mm  
N.W :187kg



**SR-TN34**  
**FLAT BENCH**

Product Size:750\*1260\*850mm  
N.W :22kg



**SR-TN87**  
**ADJUSTABLE BENCH**

Product Size:1410\*680\*450mm  
N.W :45kg



**SR-TN89**  
**ROMAN CHAIR**

Product Size:1540\*750\*820mm  
N.W : 59kg



**SR-TN91**  
**45 DEGREE LEG PRESS**

Product Size:2400\*1610\*1480mm  
N.W :260kg



**SR-TN92**  
**SISSY SQUAT**

Product Size:1110\*570\*500mm  
N.W :43kg



**SR-TN96**  
**BARBELL RACK**

Product Size:980\*750\*1520mm  
N.W :98kg



**SR-TN114**  
**HACK SLIDE**

Product Size:2246\*1643\*1382mm  
N.W : 230kg



**SR-TN115**  
**DELTA MACHINE**

Product Size:1760\*930\*1382mm  
N.W :113kg



**SR-TN116**  
**SHITH MACHIN**

Product Size:2245\*2340\*2285mm  
N.W :270kg



**SR-TN117**  
**GLUTE MACHINE**

Product Size:1190\*1980\*430mm  
N.W :108kg



**SR-TN44**  
**CHIN UP/DIP & KNEE UP**

Product Size:1120\*1170\*2350mm  
N.W : 100kg



**SR-TN45**  
**ADJUSTABLE ABDOMINAL**

Product Size:1520\*680\*1020mm  
N.W :45kg



**SR-TN50**  
**DUMBBELL RACK**

Product Size:2095\*520\*790mm  
N.W :60kg



**SR-TN51**  
**75 DEGREE INCLINE BENCH**

Product Size:1300\*580\*960mm  
N.W :28kg

# DELTIA





**SR-G46**  
**BICEP CURL**

Product Size:1100\*1400\*1200mm  
N.W :125kg



**SR-G47**  
**CALF RAISE**

Product Size:1550\*740\*1070mm  
N.W :83kg



**SR-G48**  
**DECLINE CHEST PRESS**

Product Size:1300\*1760\*1940mm  
N.W :155kg



**SR-G49**  
**INCLINE CHEST PRESS**

Product Size:1270\*1580\*1910mm  
N.W :135kg



**SR-G50**  
**LEG EXTENSION**

Product Size:1270\*1580\*1910mm  
N.W :135kg



**SR-G51**  
**LINEAR LEG PRESS**

Product Size:2490\*1550\*1550mm  
N.W :285kg



**SR-G44**  
**HIGH ROW**

Product Size:1860\*1680\*1940mm  
N.W :186kg



**SR-G45**  
**KNEELING LEG CURL**

Product Size:1250\*1500\*1300mm  
N.W :142kg



**SR-G53**  
**ROW**

Product Size:1400\*1450\*1380mm  
N.W :134kg



**SR-G54**  
**SEATED DIP**

Product Size:1550\*740\*1070mm  
N.W :83kg



**SR-G55**  
**SHOULDER PRESS**

Product Size:1550\*1680\*1350mm  
N.W :159kg



**SR-G56**  
**FRONT PULLDOWN**

Product Size:1660\*1250\*1990mm  
N.W :147kg

# MUSCLE HUB





**SR-MDPL01**  
**CHEST PRESS**

Product Size:1925\*1040\*1745mm  
N.W :145.5kg



**SR-MDPL02**  
**INCLINE PRESS**

Product Size:1940\*1400\*1500mm  
N.W :120.5kg



**SR-MDPL03**  
**SHOULDER PRESS**

Product Size:1530\*1475\*1500mm  
N.W :112kg



**SR-MDPL04**  
**SEATED DIP**

Product Size:1975\*1015\*1005mm  
N.W :116kg



**SR-MDPL05**  
**BICEPS CURL**

Product Size:1475\*925\*1265mm  
N.W :97kg



**SR-MDPL06**  
**PULLDOWN**

Product Size:1825\*1455\*2040mm  
N.W :126.5kg



**SR-MDPL07**  
**LOW ROW**

Product Size:1680\*1310\*1700mm  
N.W :117kg



**SR-MDPL08**  
**ROWING**

Product Size:1455\*1385\*1270mm  
N.W :114kg



**SR-MDPL09**

**LEG CURL**

Product Size:1540\*1275\*1370mm

N.W :115kg



**SR-MDPL10**

**LEG EXTENSION**

Product Size:1850\*1530\*1210mm

N.W :112.5kg



**SR-MDPL11**

**STANDING /SEATED SHRUG**

Product Size:1630\*1155\*1160mm

N.W :106kg



**SR-MDPL12**

**HARIZONTAL BENCH PRESS**

Product Size:1915\*1750\*1010mm

N.W :109.5kg



**SR-MDPL13**  
**SUPER INCLINE CHEST PRESS**

Product Size:1700\*1315\*1545mm  
N.W :130kg



**SR-MDPL14**  
**DECLINE CHEST PRESS**

Product Size:1755\*1130\*1805mm  
N.W :129kg



**SR-MDPL15**  
**WIDE CHEST PRESS**

Product Size:1920\*1270\*1845mm  
N.W :145.5kg



**SR-MDPL16**  
**ISO LATERAL CHEST PRESS/  
PULLDOWN**

Product Size:1915\*1675\*2120mm  
N.W :172kg



**SR-MDPL17**  
**ISO LATERAL FRONT LAT PULLDOWN**

Product Size:1615\*2080\*mm  
N.W :141kg



**SR-MDPL18**  
**D.Y ROW**

Product Size:1940\*1390\*2050mm  
N.W :147kg



**SR-MDPL19**  
**GRIPPER**

Product Size:1230\*660\*940mm  
N.W :47kg



**SR-MDPL20**  
**ABDOMINAL OBLIQUE CRUNCH**

Product Size:1485\*1200\*1700mm  
N.W :126kg



**SR-MDPL21**

**ISO LATERAL LEG CURL**

Product Size:1755\*1320\*940mm

N.W :92.5kg



**SR-MDPL22**

**ISO LATERAL LEG CURL**

Product Size:1890\*1198\*1430mm

N.W :190.5kg



**SR-MDPL23**

**TIBIA DORSI FLEXION**

Product Size:1110\*345\*345mm

N.W :25kg



**SR-MDPL24**

**HIP BUILDER**

Product Size:1575\*1625\*1420mm

N.W :168kg



**SR-MDPL29**  
**ABDUCTOR**

Product Size:1750\*1185\*1185mm  
N.W :108.5kg



**SR-MDPL30**  
**ADDUCTOR**

Product Size:1680\*1180\*1170mm  
N.W :109kg



**SR-MDPL31**  
**V-SQUAT**

Product Size:2015\*1610\*1650mm  
N.W :152kg



**SR-MDPL32**  
**SISSY SQUAT TRAINER**

Product Size:1100\*520\*485mm  
N.W :30kg



**SR-MDPL33**  
**DECLINE CHEST PRESS**

Product Size:2155\*1785\*1025mm  
N.W :119kg



**SR-MDPL34**  
**SEATED LEG CURL**

Product Size:1600\*1455\*1255mm  
N.W :112kg



**SR-MDPL35**  
**ABDOMINAL & KNEE UP/DIP**

Product Size:2545\*770\*1720mm  
N.W :102.5kg



**SR-MDPL36**  
**LAT PULLDOWN**

Product Size:1655\*1415\*2085mm  
N.W :135kg



**SR-MDPL37**  
**MULTI-ANGLE CHEST PUSH**

Product Size:2080\*2100\*2075mm  
N.W :251kg



**SR-MDPL38**  
**PENDULAM SQUAT**

Product Size:1915\*990\*1935mm  
N.W :122kg



**SR-MDPL39**  
**BENT-OVER ROW**

Product Size:1735\*1660\*1245mm  
N.W :189kg



**SR-MDPL40**  
**GLUTE BUILDER**

Product Size:1845\*1680\*1245mm  
N.W :145kg



**SR-MDPL42**  
**3D MULTIANGLE HIP  
ABDUCTION TRAINER**

Product Size:1805\*960\*1405mm  
N.W :97kg



**SR-MDPL43**  
**PENDULUM STYLE BACK  
KICK TRAINER**

Product Size:1515\*1295\*1400mm  
N.W :86kg



**SR-MDPL44**  
**KNEELING HIP PUNCH TRAINER**

Product Size:1770\*1315\*1510mm  
N.W :117kg



**SR-MDPL45**  
**DUAL DIRECTIONAL 45 DEGREE  
EXTENSION**

Product Size:1455\*1385\*1270mm  
N.W :152kg



**SR-MDPL05**  
**LINEAR LEG PRESS**

Product Size:2425\*1415\*1505mm  
N.W :97kg



**SR-MDPL57**  
**LINEAR HACK SQUAT**

Product Size:2180\*1610\*1500mm  
N.W :184.5kg



**SR-MDPL61**  
**INCLINE LEVEL ROW**

Product Size:1845\*1330\*1155mm  
N.W :70kg



**SR-MDPL08**  
**CALF RAISE**

Product Size:1455\*740\*1045mm  
N.W :53.5kg



**SR-MDPL69**  
**SQUAT LUNGE**

Product Size:1600\*1525\*790mm  
N.W :96.5kg



**SR-MDPL73B**  
**HIP THRUST MACHINE**

Product Size:1765\*1650\*840mm  
N.W :100.5kg



**SR-MDPL74**  
**BELT SQUAT MACHINE**

Product Size:1810\*1380\*1150mm  
N.W :143.5kg



**SR-MDPL75**  
**INCLINE CHEST FLY MACHINE**

Product Size:1545\*1470\*1090mm  
N.W :65kg



**SR-MDPL25**  
**SIDE ARM TRAINER**

Product Size:1235\*1375\*1265mm  
N.W :89.5kg



**SR-MDPL26**  
**ARM PRESS BACK**

Product Size:1725\*1865\*1475mm  
N.W :134kg



**SR-MDPL27**  
**STANDIND CALF**

Product Size:1725\*1455\*1565mm  
N.W :89kg



**SR-MDPL28**  
**SHOULDER PRESS**

Product Size:1120\*1856\*1745mm  
N.W :99.5kg



**SR-MDPL65**  
**SQUAT MACHINE**

Product Size:2285\*1760\*1565mm  
N.W :218.5kg



**SR-MDPL66**  
**STANDING PRESS**

Product Size:2080\*1550\*2105mm  
N.W :134kg



**SR-MDPL67**  
**STANDING INCLINE PRESS**

Product Size:1945\*1915\*1925mm  
N.W :132.5kg



**SR-MDPL68**  
**STANDING DECLINE PRESS**

Product Size:1890\*1440\*2560mm  
N.W :145kg



**SR-MDPL76**

**VERTICAL LEG PRESS**

---

Product Size:1505\*1335\*1900mm

N.W :165kg

# JUPITER





**SR-K107**  
**BENT-OVER DUMBBELL RAISE**

Product Size:1200\*880\*1300mm  
N.W :90kg



**SR-K108**  
**STAND AND PUSH CHEST**

Product Size:1800\*1860\*1675mm  
N.W :245kg



**SR-K109**  
**STAND AND PUSH CHEST**

Product Size:1200\*1430\*1700mm  
N.W :140kg



**SR-K130**  
**BICEP TRAINER**

Product Size:970\*1470\*1250mm  
N.W :100kg



**SR-K131**  
**NAUTILUS**

Product Size:1700\*1860\*1500mm  
N.W :190kg



**SR-K135**  
**LAT PULLDOWN & TRICEPS DIPS**

Product Size:2100\*2100\*2150mm  
N.W :165kg



**SR-K145**  
**GOAT LIFT**

Product Size:1600\*1300\*1720mm  
N.W :155kg



**SR-K146**  
**PENDULUM**

Product Size:2300\*1000\*1850mm  
N.W :225kg



**SR-K147**  
**VERTICAL CURL**

Product Size:1200\*1120\*1730mm  
N.W :140kg



**SR-K156**

**INTEGRATED LEG PRESS**

Product Size:2400\*1650\*1500mm  
N.W :300kg



**SR-K160**  
**3D HIP BRIDGE**

Product Size:1700\*1800\*1400mm  
N.W :210kg



**SR-K161**  
**HORIZONTAL LIFT**

Product Size:1700\*1900\*1140mm  
N.W :115kg



**SR-K162**  
**CALF TRAINER**

Product Size:1460\*760\*930mm  
N.W :80kg



**SR-K164**  
**UPSLOPE BIRD**

Product Size:1550\*1120\*770mm  
N.W :80kg



**SR-K165**  
**HACK SQUAT & SHOULDER LIFT**

Product Size:1520\*1460\*1600mm  
N.W :180kg



**SR-K166**  
**HACK SQUAT**

Product Size:1360\*1500\*1500mm  
N.W :150kg



**SR-K167**  
**HIP RIDGE & SQUAT**

Product Size:2070\*1850\*2260mm  
N.W :180kg



**SR-K168**  
**3D HIP BRIDGE**

Product Size:1700\*1800\*1400mm  
N.W :195kg



**SR-K169**  
**KNEELING LEG BEND**

Product Size:1280\*1600\*1350mm  
N.W :120kg



**SR-K171**  
**SITTING SHOULDER LIFT**

Product Size:1300\*1420\*2000mm  
N.W :120kg



**SR-K172**  
**SCISSOR SHOULDER LIFT**

Product Size:1220\*1560\*1300mm  
N.W :135kg



**SR-K173**  
**STAND PUSH SHOULDERS**

Product Size:1450\*1270\*1950mm  
N.W :140kg



**SR-K175**  
**DOUBLE TRACK ROW PULL BACK**

Product Size:1280\*1600\*1350mm  
N.W :175kg



**SR-K176**  
**SMITH ROW**

Product Size:1300\*2200\*1350mm  
N.W :200kg



**SR-K177**  
**TOWER CHEST PUSH &  
SHOULDER PUSH**

Product Size:1480\*1920\*1850mm  
N.W :220kg



**SR-K178**  
**TRICEPS PRESS-DOWN**

Product Size:1400\*1320\*1280mm  
N.W :102kg



**SR-K179**  
**SCISSORS SQUAT TRAINER**

Product Size:1950\*1480\*530mm  
N.W :140kg



**SR-K182**  
**BICEPS & TRICEPS EXTENSION**

Product Size:950\*1300\*1000mm  
N.W :90kg



**SR-K183**  
**MEDIAL & LATERAL THIGHS**

Product Size:1560\*1350\*1230mm  
N.W :140kg



**SR-K184**  
**STRETCH & BEND LEG MACHINE**

Product Size:1765\*1650\*840mm  
N.W :100.5kg



**SR-K185**  
**SITTING STRETCH & BEND  
LEG MACHINE**

Product Size:1810\*1380\*1150mm  
N.W :143.5kg



**SR-K186**  
**STRETCH & BEND LEG MACHINE**

Product Size:1300\*1330\*1200mm  
N.W :120kg

# POWER VAULT





## SR-A841

### ADJUSTABLE CHEST PRESS

Product Size:1700\*1900\*2050mm  
N.W :295kg



## SR-A837

### SUPER VERTICAL LEG PRESS

Product Size:2050\*2050\*2050mm  
N.W :350kg



## SR-A846

### LOW ROW

Product Size:1300\*1550\*1650mm  
N.W :180kg



## SR-A840

### RHINO BELT SQUAT

Product Size:1650\*1500\*1650mm  
N.W :200kg



**SR-A804**  
**LOW ROW PULL BACK**

Product Size:1550\*1500\*1900mm  
N.W :230kg



**SR-A844**  
**PEARL DELT / PEC FLT**

Product Size:1700\*1500\*2000mm  
N.W :260kg



**SR-A843**  
**SHRUG MACHINE**

Product Size:1500\*1500\*1650mm  
N.W :165kg



**SR-A842**  
**LATERAL DELTOIDS**

Product Size:1500\*1500\*1650mm  
N.W :160kg



**SR-A848**  
**SUPER HORIZONTAL MULTI PRESS**

Product Size:2050\*1500\*1650mm  
N.W :230kg



**SR-A831**  
**SUPER PENDULUM SQUAT**

Product Size:1950\*1500\*1650mm  
N.W :315kg



**SR-A836**  
**HORIZONTAL LEG PRESS**

Product Size:2350\*1500\*1650mm  
N.W :245kg



**SR-A839**  
**SUPER DORSY BAR**

Product Size:1950\*1500\*1650mm  
N.W :150kg



**SR-A835**  
**SUPER SMOOTH PEDALING**

Product Size:2135\*1407\*1640mm  
N.W :275kg



**SR-A828**  
**SUPER MIDDLE CHEST FLIGHT**

Product Size:2250\*1500\*1650mm  
N.W :210kg



**SR-A829**  
**HACK SQUAT**

Product Size:1950\*1500\*1650mm  
N.W :260kg



**SR-A826**  
**HIP BRIDGE**

Product Size:2150\*1500\*1650mm  
N.W :260kg



**SR-A827**  
**SUPER PULLOVER**

Product Size:2250\*1500\*1650mm  
N.W :285kg



**SR-A816**  
**SUPER FRENCH PRESS**

Product Size:2000\*1500\*1650mm  
N.W :315kg



**SR-A845**  
**REVERSE HYPEREXTENSION**

Product Size:1350\*1300\*1600mm  
N.W :150kg



**SR-A819**  
**CURVED LEG**

Product Size:1600\*1750\*900mm  
N.W :205kg



**SR-A818**

**KNEELING LEG CURL**

Product Size:1650\*1450\*1000mm

N.W :190kg



**SR-A817**

**TRICEPS COMPRESSION**

Product Size:1650\*1450\*1000mm

N.W :190kg



**SR-A815**

**BICEPS TRAINER**

Product Size:1260\*1900\*1060mm

N.W :225kg



**SR-A825**

**SUPER SEATED CALF**

Product Size:1608\*1257\*1200mm

N.W :112kg



**SR-A814**  
**BICEP TRAINER**

Product Size:1580\*1200\*1000mm  
N.W :110kg



**SR-A813**  
**BICEP TRAINER**

Product Size:1260\*1900\*1060mm  
N.W :175kg



**SR-A811**  
**INCLINE CHEST PRESS**

Product Size:1850\*1500\*1900mm  
N.W :250kg



**SR-A812**  
**CHEST PRESS**

Product Size:2150\*1500\*1650mm  
N.W :260kg



**SR-A809**

**SUPER INCLINE PRESS**

Product Size:2135\*1407\*1640mm  
N.W :275kg



**SR-A810**

**HORIZONTAL PRESS**

Product Size:2250\*1500\*1650mm  
N.W :240kg



**SR-A807**

**SCISSOR ROWING PULL BACK**

Product Size:2050\*1500\*1650mm  
N.W :260kg



**SR-A808**

**SEATED SHOULDER PRESS**

Product Size:2050\*1500\*1650mm  
N.W :250kg



**SR-A806**  
**SUPER ROWING**

Product Size:1800\*1500\*1650mm  
N.W :240kg



**SR-A802**  
**RIGO PULL BACK**

Product Size:2100\*1500\*1900mm  
N.W :230kg



**SR-A803**  
**LAT PULLDOWN**

Product Size:1600\*1500\*2300mm  
N.W :260kg



**SR-A805**  
**HIGH ROW PULL BACK**

Product Size:1550\*1500\*1900mm  
N.W :240kg



**SR-A823**  
**SEATED LEG CURL**

Product Size:1700\*1900\*2050mm  
N.W :295kg



**SR-A804**  
**CURVED LEG**

Product Size:1550\*1500\*1900mm  
N.W :230kg



**SR-A821**  
**LEG EXTENSION**

Product Size:1300\*1500\*1500mm  
N.W :170kg



**SR-A820**  
**LEG EXTENSION**

Product Size:2150\*1500\*1650mm  
N.W :225kg



**SR-A801**

**ROW HIGH BACK**

Product Size:2000\*1500\*2150mm

N.W :255kg

# POWER VAULT





## SR-MA01

### STANDING HIP TRAINER

Product Size:1420\*870\*1550mm  
N.W :200kg



## SR-MA02

### SEATED HIP THRUST

Product Size:1485\*870\*1550mm  
N.W :220kg



## SR-MA03

### ROMAN BACK TRAINER

Product Size:1040\*1265\*1550mm  
N.W :220kg



## SR-MA06

### LEG EXTENSION

Product Size:2150\*1500\*1650mm  
N.W :225kg



## SR-MA04

### GLUTEUS MAXIMUS TRAIBER

---

Product Size:2010\*870\*1550mm

N.W :220kg

## SR-MA05

### STANDING ABDUCTOR

---

Product Size:1685\*870\*1550mm

N.W :220kg



# DYNAMIMO





**SR-A756**  
**LINEAR LEG PRESS**

→ LXWXH : 2590 X 660 X 1650 mm.  
→ WEIGHT : 270Kgs.



**SR-SH019**  
**LINEAR LEG PRESS**

→ LXWXH : 2693 X 1423 X 1448 mm.  
→ WEIGHT : 250Kgs.



**SR-TB56**  
**45 DEGREE LEG PRESS**

→ LXWXH : 2190 X 1640 X 1260 mm.  
→ WEIGHT : 224Kgs.



**SR-3016**  
**45 DEGREE LEG PRESS**

→ LXWXH : 2180 X 1474 X 1480 mm.  
→ WEIGHT : 176Kgs.



SR-A757  
SEPARATE LEG PRESS

→ LXWXH : 1800 X 1550X 1350mm.  
→ WEIGHT : 295Kgs.



SR-TB57  
HACK SQUAT

→ LXWXH : 2240 X 1640 X 1270 mm.  
→ Weight : 203Kgs.



SR-A763  
90 DEGREE LEG PRESS

→ LXWXH : 1270 X 1670X 1830mm.  
→ WEIGHT : 195Kgs.



SR-A764  
70 DEGREE LEG PRESS

→ LXWXH : 2340 X 1710 X 1790 mm.  
→ Weight : 260Kgs.



**SR-TB65**  
**SUPER SQUAT**

→ LXWXH : 1610 X 1975 X 1900 mm.  
→ Weight : 225Kgs.



**SR-GC5066**  
**SUPER SQUAT**

→ LXWXH : 1990 X 1625 X 1271 mm.  
→ Weight : 270Kgs.



**SR-K566**  
**HACK SQUAT**

→ LXWXH : 1650 X 1350 X 1550 mm.  
→ Weight : 240Kgs.



**SR-SH033**  
**PENDULUM SQUAT**

→ LXWXH : 1790 X 1475 X 1790 mm.  
→ Weight : 130Kgs.



**SR-A611**  
**INCLINE LINEAR ROW**

→ LXWXH : 1710 X 910 X 1210mm.  
→ WEIGHT : 147Kgs.



**SR-GC5065**  
**BELT SQUAT MACHINE**

→ LXWXH : 1950 X 1310 X 1145mm.  
→ WEIGHT : 150Kgs.



**SR-A602**  
**HIP THRUST**

→ LXWXH : 1620 X 1100 X 610 mm.  
→ WEIGHT : 109Kgs.



**SR-TM118**  
**HIP GLUTE**

→ LXWXH : 1145 X 1485 X 800 mm.  
→ WEIGHT : 140Kgs.



SR-A715  
SLIDE RAIL CHEST PRESS

→ LXWXH : 1444 X 1130 X 1180 mm.  
→ WEIGHT : 245Kgs.



SR-A708  
MULTI ANGLE CHEST PRESS

→ LXWXH : 1520 X 1130 X 1200 mm.  
→ WEIGHT : 245Kgs.



SR-K586  
SEATED LEG EXTENSION

→ LXWXH : 1300 X 1330 X 1200 mm.  
→ WEIGHT : 120Kgs.



SR-A742  
ABDOMINAL OBLIQUE CRUNCH

→ LXWXH : 1290 X 1280 X 1545 mm.  
→ WEIGHT : 112Kgs.



SR-A755  
BICEPS & TRICEPS EXTENSION

→ LXWXH : 950 X 1300X 1000mm.  
→ WEIGHT : 70Kgs.



SR-A748  
HORIZONTAL MULTI PRESS

→ LXWXH : 2300 X 1540 X 1470mm.  
→ WEIGHT : 225Kgs.



SR-A746  
SUPER PULLOVER

→ LXWXH : 1800 X 1550X 1350 mm.  
→ WEIGHT : 175Kgs.



SR-A716  
TRICEPS COMPRESSION

→ LXWXH : 1250 X 1250 X 1200 mm.  
→ WEIGHT : 85Kgs.



SR-A738  
INCLINE CHEST FLY

→ LXWXH : 1350 X 800X 500mm.  
→ WEIGHT : 75Kgs.



SR-A751  
SCISSOR PUSH CHEST TRAINER

→ LXWXH : 1700 X 1000 X 800mm.  
→ WEIGHT : 180Kgs.



SR-TM92  
SISSY SQUAT

→ LXWXH : 1790 X 1475 X 1790mm.  
→ Weight : 130Kgs.



SR-A750  
FLAT CHEST PRESS

→ LXWXH : 1250 X 1250 X 1200 mm.  
→ WEIGHT : 85Kgs.



**SR-K562**  
**SEATED CALF RAISE**

→ LXWXH : 1550 X 1730 X 1610 mm.  
→ WEIGHT : 150Kgs.



**SR-MP8140**  
**MULTI LOW ROW & DEADLIFT**

→ LXWXH : 1760 X 1390 X 1460 mm.  
→ WEIGHT : 240Kgs.



**SR-888**  
**FREE TRAINER**

→ LXWXH : 2195 X 1350 X 1610 mm.  
→ WEIGHT : 100Kgs.



**SR-A605L**  
**STANDING HIP THRUSTER**

→ LXWXH : 1303 X 1590 X 1440mm.  
→ WEIGHT : 95Kgs.



**SR-TM102**  
**POWER RACK**

→ LXWXH : 1520 X 1400 X 2570mm.  
→ Weight : 177Kgs.



**SR-TM90**  
**POWER RACK**

→ LXWXH : 1830 X 1410 X 2240mm.  
→ Weight : 189Kgs.



**SR-TM101**  
**POWER RACK**

→ LXWXH : 2270 X 1120 X 520 mm.  
→ Weight : 220Kgs.



**SR-TB68L**  
**POWER RACK**

→ LXWXH : 1890 X 1475 X 1990 mm.  
→ Weight : 170Kgs.



**SR-M5627**  
**FULL BODY TRAINER**

→ LXWXH : 1980 X 1730 X 1300 mm.  
→ Weight : 280Kgs.



**SR-SH031**  
**HIP THRUSTER**

→ LXWXH : 1790 X 1475 X 1790 mm.  
→ Weight : 130Kgs.



**SR-TB69**  
**WRIST CURL**

→ LXWXH : 535 X 630 X 950mm.  
→ Weight : 110Kgs.



**SR-HM122**  
**FOREARM JUNGLE**

→ LXWXH : 1550 X 1410 X 1360 mm.  
→ Weight : 65Kgs.

SR-HF06  
STANDING LATERAL RAISE

---

→ LXWXH : 1500 X 930 X 2000 mm.

→ Weight : 382Kgs.



SR-HF87  
STANDING LATERAL RAISE

---

→ LXWXH : 740 X 1140 X 1950mm.

→ Weight : 195Kgs.

# APEX BENCH





**SR-F1035**  
**SEATED SHOULDER PRESS**

Product Size:1330\*1046\*1810mm  
N.W :60kg



**SR-F1036**  
**OLYMPIC FLAT BENCH**

Product Size:1750\*1560\*1210mm  
N.W :60kg



**SR-F1037**  
**OLYMPIC UPPER INCLINE BENCH**

Product Size:1750\*1560\*1210mm  
N.W :60kg



**SR-F1038**  
**OLYMPIC DOWN INCLINE BENCH**

Product Size:1750\*1920\*1125mm  
N.W :62kg



**SR-F1034**  
**MULTI FUNCTION BENCH**

Product Size:1375\*630\*1206mm  
N.W :50kg



**SR-F1040**  
**ABDOMINAL BENCH**

Product Size:1575\*630\*860mm  
N.W :43kg



**SR-F1041**  
**FLAT BENCH**

Product Size:1210\*630\*420mm  
N.W :44kg



**SR-F1042**  
**PREACHER CURL**

Product Size:1055\*880\*960mm  
N.W :43kg



**SR-F1046**

**HYPER EXTENSION**

Product Size:1249\*747\*758mm

N.W :40kg



**SR-F1040**

**UTILITY BENCH**

Product Size:1077\*664\*1109mm

N.W :39kg



**SR-F1043**

**DUMBBELL RACK**

Product Size:1480\*520\*730mm

N.W :44kg



**SR-F1032**

**SQUAT RACK**

Product Size:1055\*880\*960mm

N.W :93kg



**SR-F1044**

**PLATE TREE**

---

Product Size:630\*620\*1230mm

N.W :40kg

# DYNAMIC BENCH





**SR-3033**

### OLYMPIC INCLINE BENCH

Product Size:1900\*1820\*1460mm  
N.W :80kg



**SR-3034**

### OLYMPIC DECLINE BENCH

Product Size:2040\*1880\*1250mm  
N.W :76kg



**SR-3027**

### OLYMPIC BENCH

Product Size:1900\*1730\*1260mm  
N.W :65kg



**SR-3014**

### SUPER BENCH

Product Size:1490\*430\*450mm  
N.W :40.5kg



**SR-3036**  
**ADJUSTABLE DECLINE BENCH**

Product Size:1870\*730\*830mm  
N.W :41kg



**SR-3031**  
**FLAT BENCH**

Product Size:1870\*730\*830mm  
N.W :41kg



**SR-3035**  
**SEATED PREACHER CURL**

Product Size:930\*830\*920mm  
N.W :38kg



**SR-3030**  
**MULTI PURPOSE BENCH**

Product Size:1180\*580\*850mm  
N.W :18.5kg



**SR-3040**  
**BACK EXTENSION BENCH**

Product Size:930\*830\*920mm  
N.W :38kg



**SR-3028**  
**HACK SQUAT MACHINE**

Product Size:1900\*1510\*1720mm  
N.W :155kg



**SR-3021**  
**VERTICAL KNEE UP/DIP**

Product Size:1150\*1210\*2350mm  
N.W :76kg



**SR-3032**  
**DUMBBELL RACK**

Product Size:2530\*780\*790mm  
N.W :65kg



**SR-SH17**

**SUPER BENCH**

---

Product Size: 1180\*470\*220mm

N.W : 48kg

# VELOCITY BENCH





**SR-JN2042**

**INCLINE BENCH PRESS**

Product Size:2000\*1770\*1420mm

N.W :79kg



**SR-JN2043**

**FLAT BENCH PRESS**

Product Size:1740\*1770\*1240mm

N.W :52kg



**SR-JN2041**

**DECLINE BENCH PRESS**

Product Size:1690\*760\*460mm

N.W :45kg



**SR-JN2044**

**SEATED PREACHER CURL**

Product Size:1300\*800\*970mm

N.W :45kg



**SR-JN2039**  
**SUPER BENCH**

Product Size:1410\*760\*470mm  
N.W :38kg



**SR-JN2036**  
**FLAT BENCH**

Product Size:1300\*760\*420mm  
N.W :20kg



**SR-JN2037**  
**ADJUSTABLE DECLINE BENCH**

Product Size:1690\*760\*460mm  
N.W :45kg



**SR-JN2045**  
**HYPER EXTENSION**

Product Size:1200\*960\*660mm  
N.W :93kg



**SR-JN2038**

**UTILITY BENCH**

Product Size:1220\*760\*800mm  
N.W :44kg

**SR-JN2047**

**VERTICAL KNEE UP/DIP**

Product Size:1220\*760\*800mm  
N.W :44kg



# EAGLE EYE BENCH





**SR-P33**  
**OLYMPIC INCLINE BENCH**

Product Size:1300\*14800\*1450mm  
N.W :112kg



**SR-P34**  
**MILITARY BENCH**

Product Size:1300\*1220\*1580mm  
N.W :148kg



**SR-9M31**  
**OLYMPIC DECLINE BENCH**

Product Size:1000\*700\*555mm  
N.W :45kg



**SR-JN2045**  
**OLYMPIC FLAT BENCH**

Product Size:1300\*1250\*1300mm  
N.W :93kg



**SR-P26**

**FLAT BENCH**

Product Size:1170\*760\*420mm  
N.W :30kg



**SR-P27**

**ADJUSTABLE DECLINE BENCH**

Product Size:1220\*910\*580mm  
N.W :57kg



**SR-P37**

**BACK XTENSION**

Product Size:1270\*940\*970mm  
N.W :73kg



**SR-JN2045**

**UTILITY BENCH**

Product Size:720\*920\*920mm  
N.W :23kg



**SR-P36**  
**ABCRUNCH BENCH**

Product Size:1300\*820\*870mm  
N.W :85kg



**SR-P38**  
**BARBELL RACK**

Product Size:600\*870\*1050mm  
N.W :69kg



**SR-P40**  
**LEG RAISE**

Product Size:1170\*840\*1630mm  
N.W :44kg



**SR-JN2045**  
**HYPER EXTENSION**

Product Size:1200\*1220\*1580mm  
N.W :98kg



**SR-P39**

## HANDLE RACK

Product Size:770\*770\*970mm

N.W :64kg

**SR-P35**

## SQUAT RACK

Product Size:1680\*1970\*1920mm

N.W :182kg



# VERTEX BENCH





**SR-ZH023**

**OLYMPIC FLAT BENCH**

Product Size:1365\*900\*1390mm  
N.W :137kg



**SR-ZH023A**

**OLYMPIC FLAT BENCH**

Product Size:1365\*1210\*1195mm  
N.W :107kg



**SR-ZH024**

**DECLINE BENCH**

Product Size:1300\*1250\*1450mm  
N.W :112kg



**SR-ZH024A**

**DECLINE BENCH**

Product Size:1595\*1250\*1195mm  
N.W :61kg



**SR-ZH025**

**OLYMPIC INCLINE BENCH**

Product Size:1965\*1210\*1515mm

N.W :83.5kg



**SR-ZH025A**

**INCLINE BENCH**

Product Size:1300\*1220\*1580mm

N.W :148kg



**SR-ZH025B**

**VERTICAL BENCH**

Product Size:1270\*1195\*1825mm

N.W :105kg



**SR-ZH026A**

**ROMAN CHAIR**

Product Size:1203\*695\*866mm

N.W :97kg



**SR-ZH034**  
**ADJUSTABLE WEB BENCH**

Product Size:1250\*600\*470mm  
N.W :49kg



**SR-ZH028**  
**WEB BENCH**

Product Size:1250\*600\*470mm  
N.W :48kg



**SR-ZH036**  
**FLAT BENCH**

Product Size:1495\*720\*430mm  
N.W :33kg



**SR-ZH035**  
**CRUNCH BENCH**

Product Size:1740\*630\*1040mm  
N.W :45kg



## SR-ZH032

### ABDOMINUL TRAINER

Product Size:1540\*920\*1030mm

N.W :68kg



## SR-ZH031

### ARM MACHINE

Product Size:1960\*825\*575mm

N.W :148kg



## SR-ZH033

### DRAW MUSCLE MACHINE

Product Size:1345\*490\*895mm

N.W :30kg



## SR-ZH040

### PREACHER CURL

Product Size:970\*780\*600mm

N.W :35kg



**SR-ZH037**  
**ADJUSTABLE BENCH**

Product Size:1450\*560\*1135mm  
N.W :38.5kg



**SR-ZH029**  
**SEATED CALF MACHINE**

Product Size:1380\*600\*940mm  
N.W :58kg



**SR-ZH038**  
**UTILITY BENCH**

Product Size:1035\*520\*1060mm  
N.W :35kg



**SR-ZH030**  
**DUMBBELL RACK**

Product Size:2340\*840\*880mm  
N.W :48kg



**SR-ZH039**  
**BARBELL RACK**

Product Size:930\*820\*1710mm  
N.W :48kg



**SR-ZH027**  
**VERTICAL KNEE RAISE**

Product Size:1180\*1220\*2360mm  
N.W :98kg



**SR-ZH041**  
**PLATE TREE**

Product Size:630\*620\*1230mm  
N.W :112kg

# MULTI BENCH PRESS



**SR-K155**

**WEIGHT LIFTING BENCH PRESS**

Product Size:1745\*2120\*1550mm

N.W :148kg



**SR-A740**

**MULTI BENCH PRESS**

Product Size:1710\*1420\*1830mm

N.W :148kg



**SR-TB86**

**MULTI BENCH PRESS**

Product Size:1600\*760\*580mm

N.W :142kg



**SR-GC5091**

**MULTI BENCH PRESS**

Product Size:2387\*1875\*1425mm

N.W :125kg

# HARCO



**Contact:**  
(+91) 88704 55075  
(+91) 88704 51515

**Address:**  
3/289-N, Thattagadu Thottam, Paruvai,  
Coimbatore, Tamilnadu ~ 641 658.  
fitnessfactorycbe@gmail.com  
www.harcoindia.in